

# TECHBOOK

Office is  
where the work is

**ICF**



Office is  
where the work is


**ICF**



# UNA CHAIR

4/5 star base

---





# Design story



Una Chair is a seating collection that renders the great tradition of historic design in a modern and flexible transposition. Every component is studied in detail to ensure maximum comfort, absolute lightness and great solidity. Thanks to its elegant and modern shapes, the use of durable and functional materials and a design project aimed at achieving the highest degree of quality and comfort, Una Chair seating collection easily fits any working environment.

One essential feature of Una Chair Collection is the intelligent way materials are combined. The pleasantly sinuous structure in die-cast aluminum is light and sturdy. The mesh suspension, in nylon or in elastomer, is flexible and conforms to the body delivering extraordinary comfort and maximum breathability. The suspension upholstered in fabric offers a soft and cosy interpretation according to the latest finish trends. When upholstered in leather, the chair gains visual strength and importance as it confidently and precisely expresses any executive role.

# Specifications



**1 Structure:** Die-cast aluminum side elements and crosspieces elements fastened together. The resulting frame is a rigid structure able to maintain its shape even under conditions of considerable stress and also functions as a specific support for the elastic mesh and the fabric or leather padding. Available with low or high back and in three different finishes: polished, chromed or painted.

**2 Seat and backrest:** The seat and backrest are made of a single flexible sheet in elastic material, tensioned in suspension on the perimeter structure. The mesh sheet ensures full breathability and thorough air circulation and is available in nylon mesh (single-colour - 75% vinyl resin, 25% polyester) or in elastic mesh (two-toned effect - 70% polyester elastomer, 30% polyester). The fabric or leather sheet is pressed onto a central layer of high-resistance technical material and two layers of flexible polyurethane. The leather covering includes an eco-leather back with predetermined color combinations.

**3 Armrests:** Closed shape, made of die-cast aluminum with finish depending on the structure. Optional leather armrest covers. Available also without armrests.

**4 Swivel auto-return mechanism:** This special mechanism, not adjustable in height, allows the swivel chair to freely rotate and automatically returns it to its original position to keep the position of the meeting chairs always aligned. It is standard on the 4-star base models.

**5 Height adjustment:** Seat height can be adjusted a maximum of 12 cm with a lever. The gaslift complies to EN16955:2017.

**6 Tilt mechanism:** An intuitive and effective tilt mechanism that instantly follows the user's movements. The particularly forward rotation point reduces pressure on the lower limbs while the chair rocks. The movement of the seat allows up to 13° of oscillation. The side knob allows to adapt the resistance of the tilting mechanism to the weight and sitting style of the user. Lever controls integrate the seat height adjustment, allow to lock/unlock the tilting mechanism in 4 positions and activate the backrest safety release.

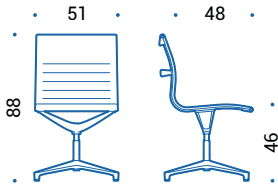
**7 Base:** Four or five star base made of die-cast aluminum, with a polished, chromed or painted finish depending on the structure. Available with castors or plastic glides.

**8 Castors:** In black plastic with soft running surface for use on any type of flooring and a load depending safety brake complies to EN 12529:2001. Castor cover in chromed Zamak or black plastic, depending on the base finish, diam. 50 mm.

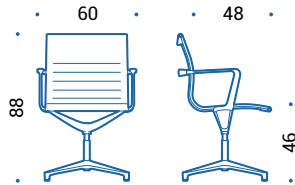
**9 Glides:** In black nylon base and soft-plastic glide, diam. 37 mm.



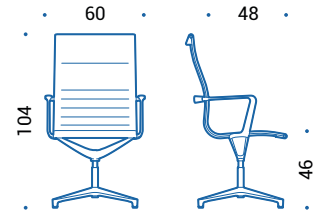
# Dimensions



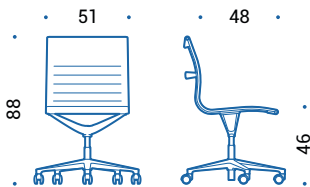
UNA.705 | swivel chair, fixed height, swivel auto-return mechanism



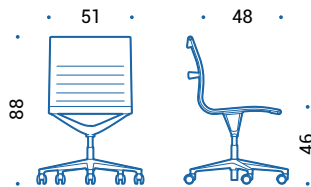
UNA.708 | swivel chair, fixed height, swivel auto-return mechanism



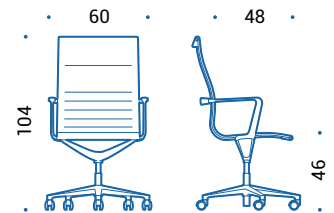
UNA.715 | swivel chair, fixed height, swivel auto-return mechanism



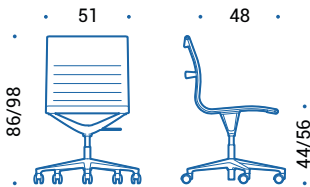
UNA.705GR | swivel chair, fixed height



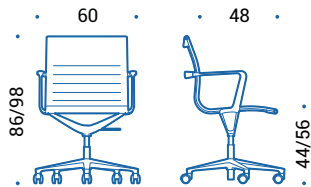
UNA.708GR | swivel chair, fixed height



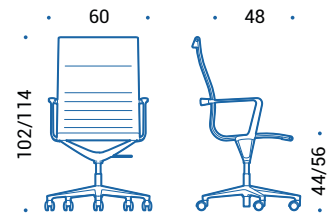
UNA.715GR | swivel chair, fixed height



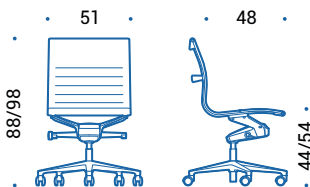
UNA.706 | swivel chair, height adjustable



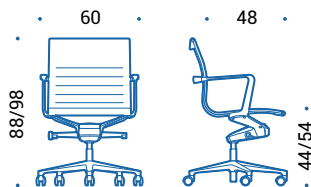
UNA.709 | swivel chair, height adjustable



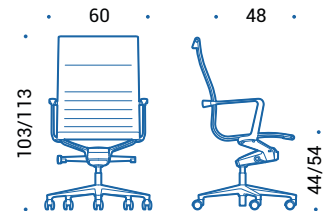
UNA.718 | swivel chair, height adjustable



UNA.716T | swivel chair, height adjustable, tilting mechanism



UNA.717T | swivel chair, height adjustable, tilting mechanism



UNA.719T | swivel chair, height adjustable, tilting mechanism

# Colours and finishes

## Structure, base and armrests

### Aluminium



47 | Polished




55 | Chromed

### Painted aluminium



115 | Black




100 | White




120 | Bronze

## Upholstery


### Fabric




Cat. B | Atlantic  
(14 colours)




Cat. B | Mini  
(7 colours)




Cat. C | Cura  
(8 colours)




Cat. C | Fame  
(7 colours)




Cat. C | Mini Melange  
(9 colours)



Cat. C | Sealife  
(11 colours)




Cat. C | Step  
(8 colours)




Cat. C | Step Melange  
(8 colours)




Cat. C | Sotega  
(10 colours)



Cat. C | Swing  
(13 colours)




Cat. F | Breeze Fusion  
(7 colours)




Cat. F | Fame Hybrid  
(4 colours)

### Mesh



Cat. N | Mesh  
(6 colours)



Cat. X | Elastic Mesh  
(7 colours)

### Leather



Cat. E | Leather  
(18 colours)

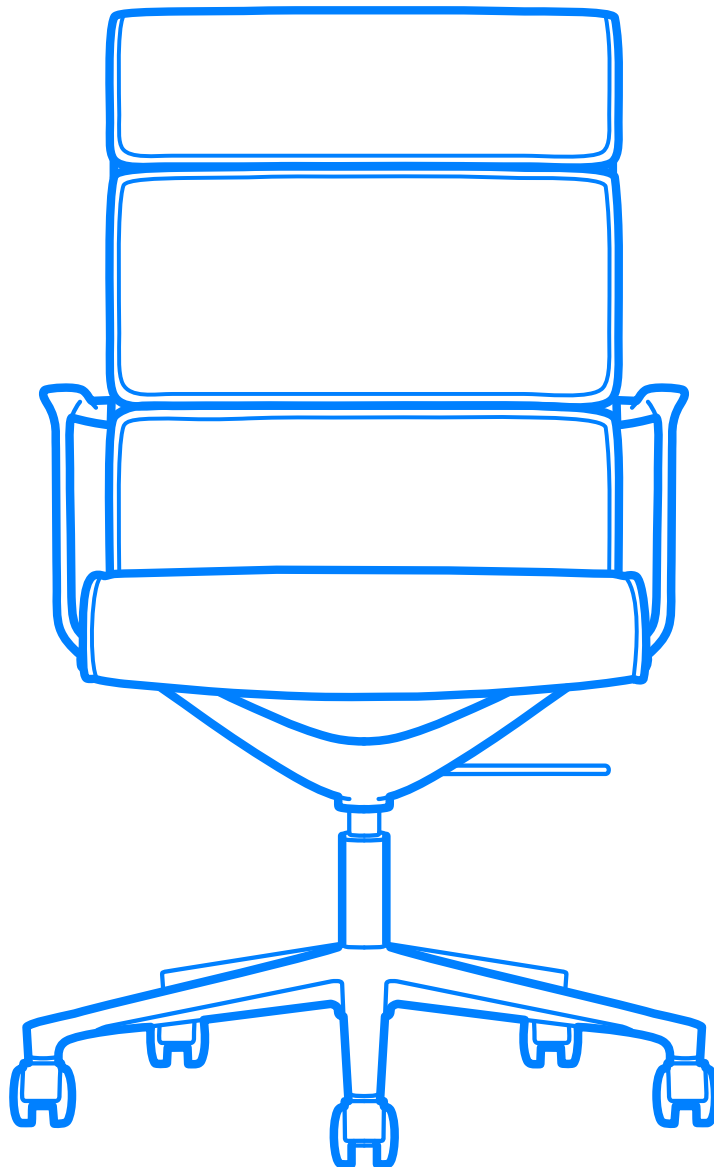


# UNA CHAIR EXECUTIVE

4/5 star base

---

⋮



**ICF**



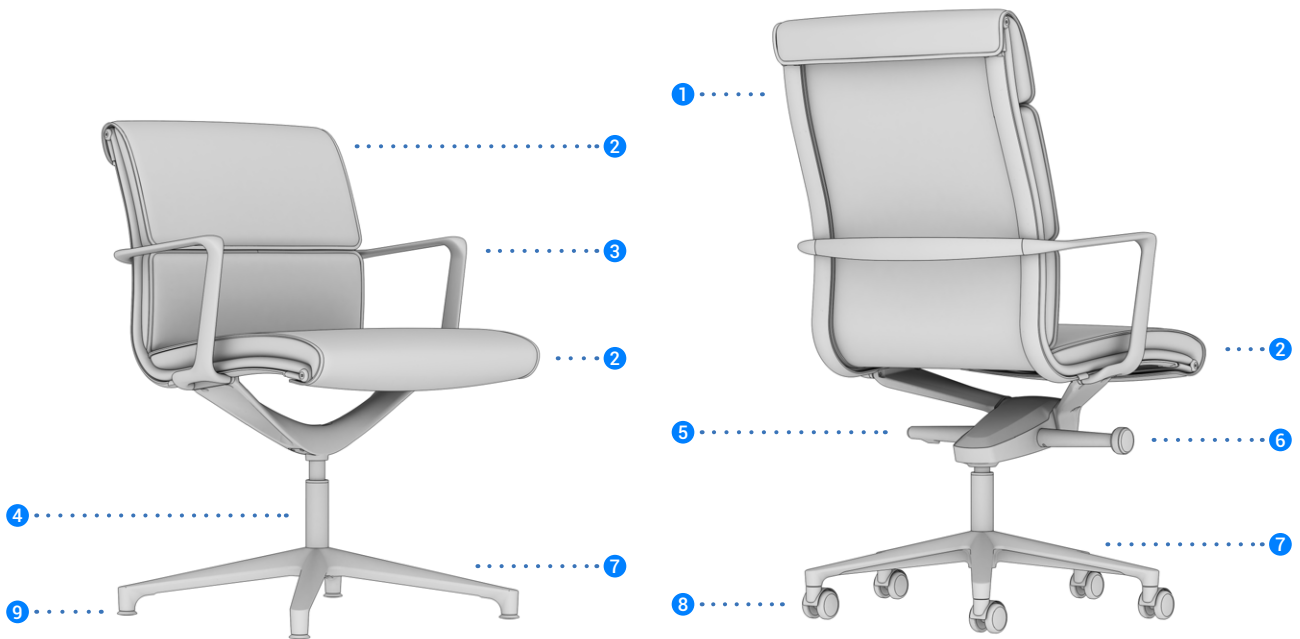
# Design story



The Una Chair collection of office chairs is completed with Una Executive, a padded high-profile chair which adds new options to an already highly successful solution. Una Executive joins functionality to design in the definition of an object which is at the same time elegant and modern, simple and efficient. Una Executive is a chair collection designed to support executive and meeting business in a dynamic and flexible way offering a wide choice of personalization.

Great attention has been paid to every detail, starting from the upholstered pads to the characteristic perimetral seams, from the die-cast aluminum frame to the mechanical devices that improve comfort when seated even for a significant number of hours. The collection is designed for executive office, meeting rooms or boardroom and is available in a low back and a high back version, optionally with a swivel auto return mechanism and a forward tilting mechanism. The upholstery is available in leather or fabric. Height adjustment with pneumatic gas lift. Four-star base on glides or five-star base on castors, made of die-cast aluminum.

# Specifications



**1 Structure:** Die-cast aluminum side elements and crosspieces elements fastened together. The resulting frame is a rigid structure able to maintain its shape even under conditions of considerable stress and also functions as a specific support for the padding. Available with low or high back and in three different finishes: polished, chromed or painted.

**2 Seat and backrest:** The special padding, made of a series of cushions combined with a load-bearing sheet stretched between the two side elements, guarantees maximum comfort and durability. The shaped cushions with differentiated densities are made of polyurethane foam and upholstered in fabric or leather. The leather covering includes an eco-leather back with predetermined color combinations.

**3 Armrests:** Closed shape, made of die-cast aluminum with finish depending on the structure. Optional leather armrest covers. Available also without armrests.

**4 Swivel auto-return mechanism:** This special mechanism, not adjustable in height, allows the swivel chair to freely rotate and automatically returns it to its original position to keep the position of the meeting chairs always aligned. It is standard on the 4-star base models.

**5 Height adjustment:** Seat height can be adjusted a maximum of 12 cm with a lever. The gaslift complies to EN16955:2017.

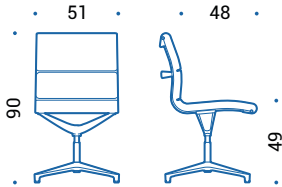
**6 Tilt mechanism:** An intuitive and effective tilt mechanism that instantly follows the user's movements. The particularly forward rotation point reduces pressure on the lower limbs while the chair rocks. The movement of the seat allows up to 13 ° of oscillation. The side knob allows to adapt the resistance of the tilting mechanism to the weight and sitting style of the user. Lever controls integrate the seat height adjustment, allow to lock/unlock the tilting mechanism in 4 positions and activate the backrest safety release.

**7 Base:** Four or five star base made of die-cast aluminum, with a polished, chromed or painted finish depending on the structure. Available with castors or plastic glides.

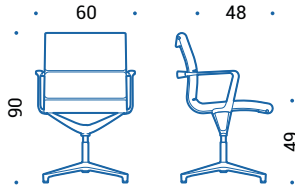
**8 Castors:** In black plastic with soft running surface for use on any type of flooring and a load depending safety brake complies to EN 12529:2001. Castor cover in chromed Zamak or black plastic, depending on the base finish, diam. 50 mm.

**9 Glides:** In black nylon base and soft-plastic glide, diam. 37 mm.

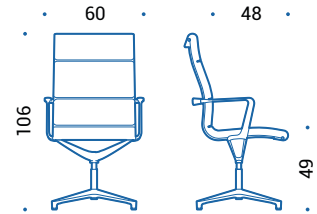
# Dimensions



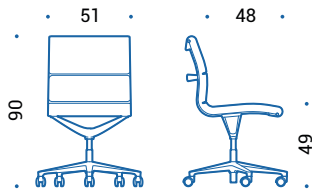
UNA.905 | swivel chair, fixed height, swivel auto-return mechanism



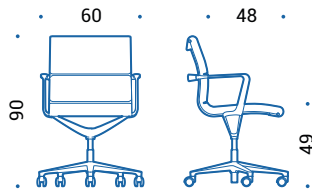
UNA.908 | swivel chair, fixed height, swivel auto-return mechanism



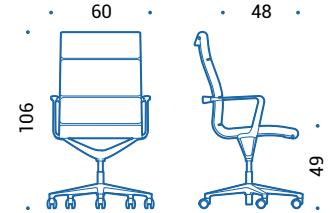
UNA.915 | swivel chair, fixed height, swivel auto-return mechanism



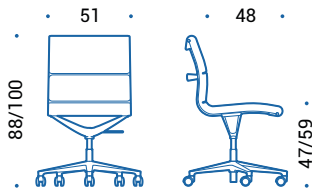
UNA.905GR | swivel chair, fixed height



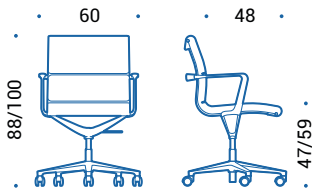
UNA.908GR | swivel chair, fixed height



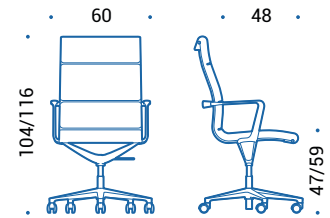
UNA.915GR | swivel chair, fixed height



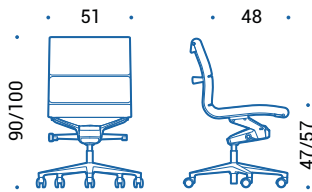
UNA.906 | swivel chair, height adjustable



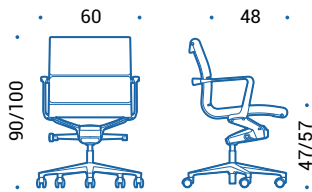
UNA.909 | swivel chair, height adjustable



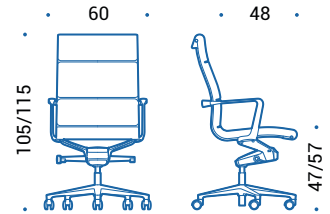
UNA.918 | swivel chair, height adjustable



UNA.916T | swivel chair, height adjustable, tilting mechanism



UNA.917T | swivel chair, height adjustable, tilting mechanism



UNA.919T | swivel chair, height adjustable, tilting mechanism

# Colours and finishes

## Structure, base and armrests

### Aluminium



47 | Polished




55 | Chromed

### Painted aluminium



115 | Black




100 | White




120 | Bronze

## Upholstery

### Fabric



Cat. F | Breeze Fusion  
(7 colours)




Cat. F | Fame Hybrid  
(4 colours)

### Leather



Cat. E | Leather  
(18 colours)



Cat. H | Premium Leather  
(12 colours)






# UNA STOOL

5 star base

---



**ICF**



# Design story



Una Stool is the reinterpretation of Una Chair, dedicated to multifunctional spaces such as stand-up meeting areas, waiting rooms, airports, reception areas and relax areas: a stool with footrest and die-cast aluminum structure. Lightness and simplicity are underscored by the seat-backrest fabric available in a choice of mesh, fabric or leather.

Collection of stools with die-cast aluminum structure, chromed, polished or painted. Seat and backrest made with an elastic and breathable mesh or obtained from a combination of vinyl foam and nylon upholstered in fabric or leather. Height adjustment with pneumatic gas lift. Ring footrest in chromed tubular, adjustable in height. Five star base on glides or on castors, made of die-cast aluminum.

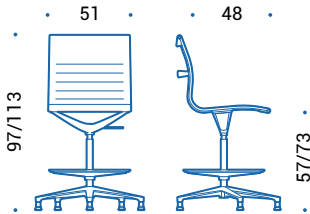
# Specifications



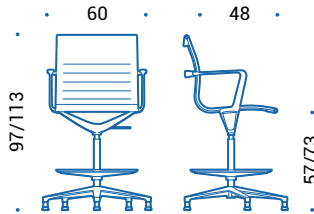
- 1 **Structure:** Die-cast aluminum side elements and crosspieces elements fastened together. The resulting frame is a rigid structure able to maintain its shape even under conditions of considerable stress and also functions as a specific support for the elastic mesh and the fabric or leather padding. Available with low or high back and in three different finishes: polished, chromed or painted.
- 2 **Seat and backrest:** The seat and backrest are made of a single flexible sheet in elastic material, tensioned in suspension on the perimeter structure. The mesh sheet ensures full breathability and thorough air circulation and is available in nylon mesh (single-color – 75% vinyl resin, 25% polyester) or in elastic mesh (two-toned effect - 70% polyester elastomer, 30% polyester). The fabric or leather sheet is pressed onto a central layer of high-resistance technical material and two layers of flexible polyurethane. The leather covering includes an eco-leather back with predetermined color combinations.
- 3 **Armrests:** Closed shape, made of die-cast aluminum with finish depending on the structure. Optional leather armrest covers. Available also without armrests.

- 4 **Swivel mechanism:** Multidirectional swivel movement.
- 5 **Height adjustment:** Seat height can be adjusted a maximum of 16 cm with a lever. The gaslift complies to EN16955:2017.
- 6 **Footring:** Chromed aluminum ring with four spoke in black aluminum. Height adjustable. Diam. 50 cm.
- 7 **Base:** Five star base made of die-cast aluminum, with a polished, chromed or painted finish depending on the structure. Available with castors or plastic glides.
- 8 **Castors:** In black plastic with soft running surface for use on any type of flooring and a load depending safety brake complies to EN 12529:2001. Castor cover in chromed Zamak or black plastic, depending on the base finish, diam. 50 mm.
- 9 **Glides:** In black nylon base and soft-plastic glide, diam. 37 mm.

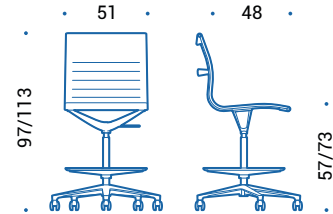
# Dimensions



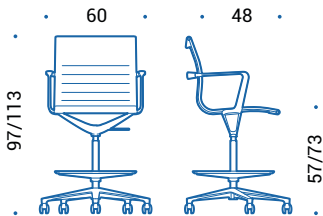
UNA.305 | swivel stool, height adjustable, 5 star base with glides



UNA.308 | swivel stool, height adjustable, 5 star base with glides



UNA.306 | swivel stool, height adjustable, 5 star base with castors



UNA.309 | swivel stool, height adjustable, 5 star base with castors

# Colours and finishes

## Structure, base and armrests

### Aluminium



47 | Polished



55 | Chromed

### Painted aluminium



115 | Black




100 | White




120 | Bronze

## Upholstery


### Fabric




Cat. B | Atlantic  
(14 colours)




Cat. B | Mini  
(7 colours)




Cat. C | Cura  
(8 colours)




Cat. C | Fame  
(7 colours)




Cat. C | Mini Melange  
(9 colours)



Cat. C | Sealife  
(11 colours)




Cat. C | Step  
(8 colours)




Cat. C | Step Melange  
(8 colours)




Cat. C | Sotega  
(10 colours)



Cat. C | Swing  
(13 colours)




Cat. F | Breeze Fusion  
(7 colours)




Cat. F | Fame Hybrid  
(4 colours)

### Mesh



Cat. N | Mesh  
(6 colours)



Cat. X | Elastic Mesh  
(7 colours)

### Leather



Cat. E | Leather  
(18 colours)

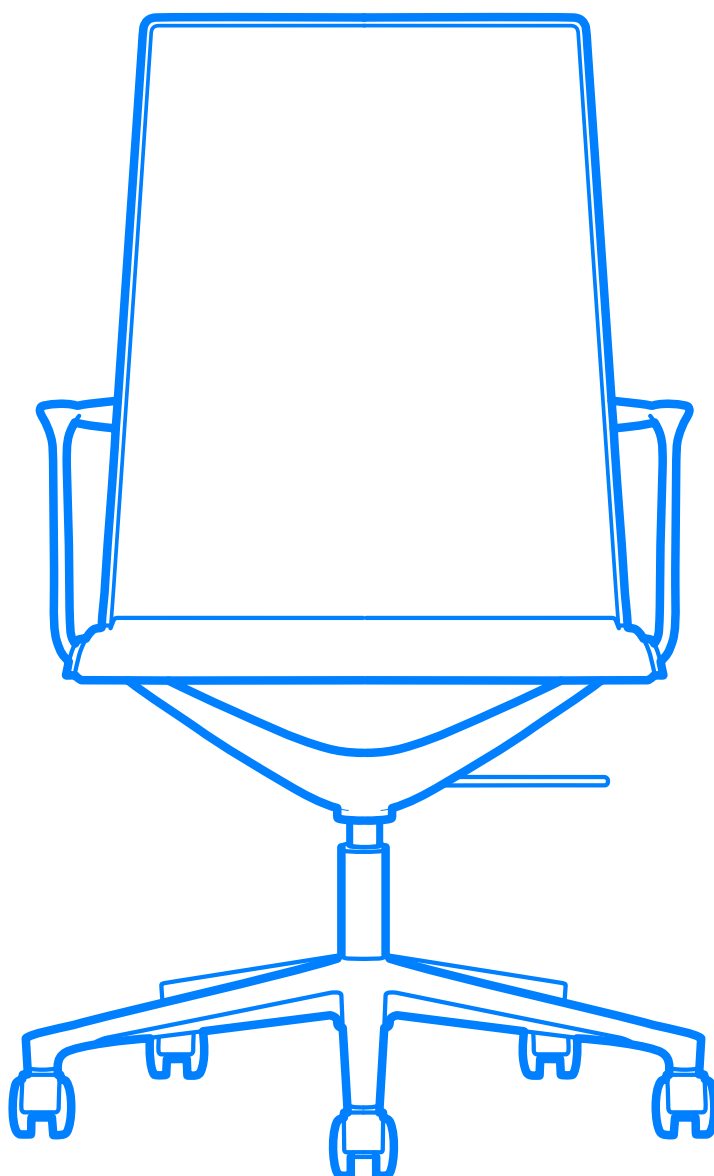


# KUNA CHAIR

4/5 star base

---

⋮







# Design story



Kuna is a chair that combines tradition and warmth of saddle leather with an elegant and essential line. Only the finest saddle leathers are selected to produce the Kuna Chair, in which beauty and texture are absolute protagonist. It is possible to choose between different colors that, coupled with the linear aluminum structure, enhance the essentiality and cleanliness of the seat even further.

Collection of chairs with die-cast aluminum structure, chromed or polished. Available in three backrest heights. Seat and backrest made of saddle leather. Height adjustment with pneumatic gas lift. Four star base on glides or five star base on castors.

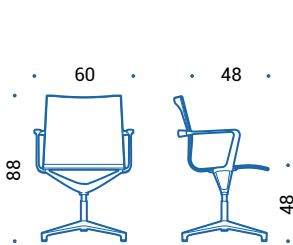
# Specifications



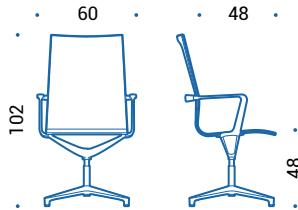
- 1 **Structure:** Frame made of tubular steel for a rigid structure able to maintain its shape even under conditions of considerable stress. Visible load-bearing elements made of die-cast aluminum with polished or chromed finish. Available in three backrest heights.
- 2 **Seat and backrest:** The saddle leather sheet covers the supporting structure padded with a series of variable density polyurethane foam. The sheet thus obtained fit to perfectly distribute the weight of the body.
- 3 **Armrests:** Closed shape, made of die-cast aluminum with finish depending on the structure. Optional saddle leather armrest covers. Available also without armrests.
- 4 **Swivel auto-return mechanism:** This special mechanism, not adjustable in height, allows the swivel chair to freely rotate and automatically returns it to its original position to keep the position of the meeting chairs always aligned. It is standard on the 4-star base models.
- 5 **Height adjustment:** Seat height can be adjusted a maximum of 12 cm with a lever. The gaslift complies to EN16955:2017.

- 6 **Tilt mechanism:** An intuitive and effective tilt mechanism that instantly follows the user's movements. The particularly forward rotation point reduces pressure on the lower limbs while the chair rocks. The movement of the seat allows up to 13 ° of oscillation. The side knob allows to adapt the resistance of the tilting mechanism to the weight and sitting style of the user. Lever controls integrate the seat height adjustment, allow to lock/unlock the tilting mechanism in 4 positions and activate the backrest safety release.
- 7 **Base:** Four or five star base made of die-cast aluminum, with a polished or chromed finish depending on the structure. Available with castors or plastic glides.
- 8 **Castors:** In black plastic with soft running surface for use on any type of flooring and a load depending safety brake complies to EN 12529:2001. Castor cover in chromed Zamak, diam. 50 mm.
- 9 **Glides:** In black nylon base and soft-plastic glide, diam. 37 mm.

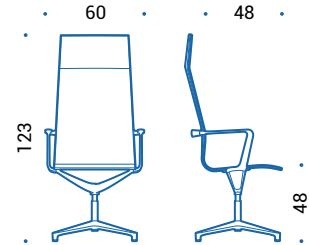
# Dimensions



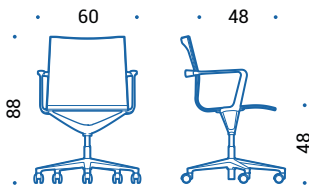
KUNA.708 | swivel chair, fixed height, auto-return mechanism



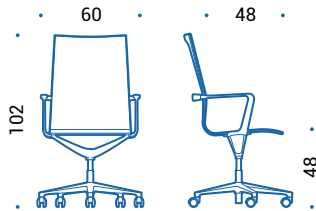
KUNA.715 | swivel chair, fixed height, auto-return mechanism



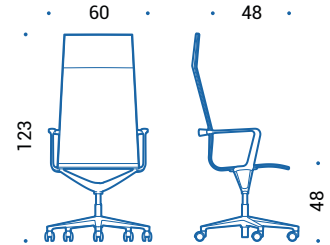
KUNA.710 | swivel chair, fixed height, auto-return mechanism



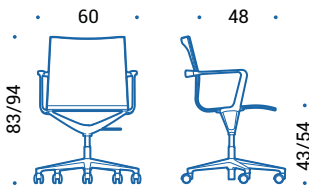
KUNA.708GR | swivel chair, fixed height



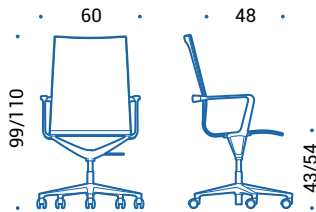
KUNA.715GR | swivel chair, fixed height



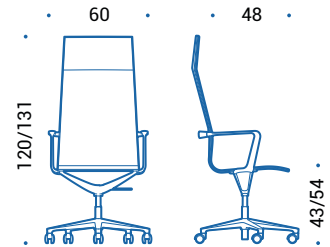
KUNA.710GR | swivel chair, fixed height



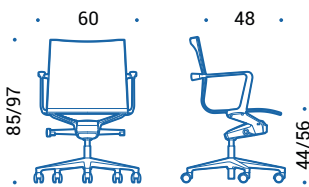
KUNA.709 | swivel chair, height adjustable



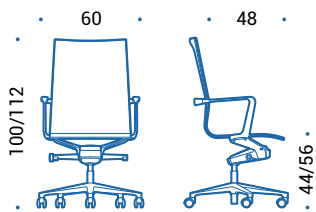
KUNA.718 | swivel chair, height adjustable



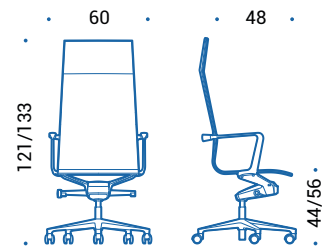
KUNA.713 | swivel chair, height adjustable



KUNA.717 | swivel chair, height adjustable, tilting mechanism with enhanced forward rotation



KUNA.719 | swivel chair, height adjustable, tilting mechanism with enhanced forward rotation



KUNA.714 | swivel chair, height adjustable, tilting mechanism with enhanced forward rotation

# Colours and finishes

## Structure, base and armrests

### Aluminium



47 | Polished



55 | Chromed

---

## Upholstery

### Saddle leather




Cat. S | Saddle leather  
(4 colours)

# VALEA ELLE

4/5 star base

---

⋮



**ICF**



# Design story



Aesthetically comfortable: these two words brilliantly sum up the concept behind Valea, an office chair combining classical aesthetics with unique comfort. Valea has a sinuous and essential frame underpinning a seat that is an invitation to relax: it is completely padded and upholstered in fabric or leather, to “envelop” the user in complete comfort. The collection is completed with the “Esse”, “Lounge”, “Soft” and “Cantilever” models.

Seating collection available with three back heights. Internal structure with side tubes and crosspieces steel elements fixed together. Pad in polyurethane foam upholstered in fabric or leather. Sight metal elements in die-cast aluminum available in three finishes: polished, chromed or painted. Height adjustment with pneumatic gas lift. Optional tilting mechanism. Four star base on glides or five star base on castors.

# Specifications

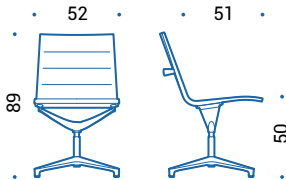


- 1 **Structure:** The tubular steel frame is a rigid structure able to maintain its shape even under conditions of considerable stress. Elastic bands stretched across the structure to support and distribute the weight of the body. Cold-foamed polyurethane with variable thickness. Visible load-bearing elements made of die-cast aluminum with polished, chromed or painted finish. Available in three backrest heights.
- 2 **Seat and backrest:** The leather or fabric upholstery is printed on a layer of flexible polyurethane in order to obtain a series of typical horizontal stripes. The double profile seams on the sides and on the back of the structure draw and characterize the profile of the seat.
- 3 **Armrests:** Closed shape, made of die-cast aluminum with finish depending on the structure. Optional leather armrest covers. Available also without armrests.
- 4 **Swivel auto-return mechanism:** This special mechanism, not adjustable in height, allows the swivel chair to freely rotate and automatically returns it to its original position to keep the position of the meeting chairs always aligned. It is standard on the 4-star base models.
- 5 **Height adjustment:** Seat height can be adjusted a maximum of 12 cm with a lever. The gaslift complies to EN16955:2017.

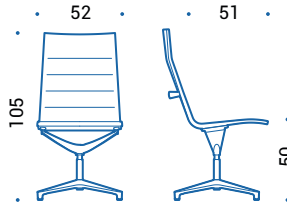
- 6 **Tilt mechanism:** An intuitive and effective tilt mechanism that instantly follows the user's movements. The particularly forward rotation point reduces pressure on the lower limbs while the chair rocks. The movement of the seat allows up to 13 ° of oscillation. The side knob allows to adapt the resistance of the tilting mechanism to the weight and sitting style of the user. Lever controls integrate the seat height adjustment, allow to lock/unlock the tilting mechanism in 4 positions and activate the backrest safety release.
- 7 **Base:** Four or five star base made of die-cast aluminum, with a polished, chromed or painted finish depending on the structure. Available with castors or plastic glides.
- 8 **Castors:** In black plastic with soft running surface for use on any type of flooring and a load depending safety brake complies to EN 12529:2001. Castor cover in chromed Zamak or black plastic, depending on the base finish, diam. 50 mm.
- 9 **Glides:** In black nylon base and soft-plastic glide, diam. 37 mm.



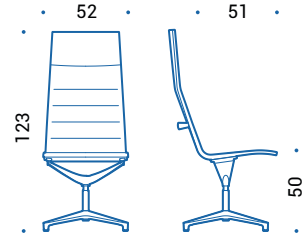
# Dimensions



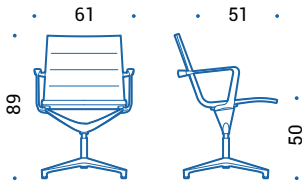
VAL.405 | swivel chair, fixed height, swivel auto-return mechanism



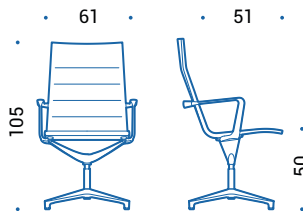
VAL.605 | swivel chair, fixed height, swivel auto-return mechanism



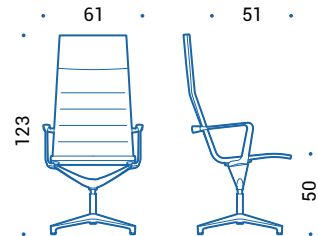
VAL.805 | swivel chair, fixed height, swivel auto-return mechanism



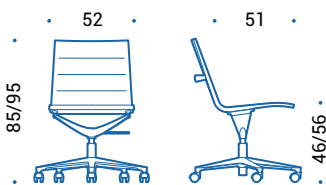
VAL.408 | swivel chair, fixed height, swivel auto-return mechanism



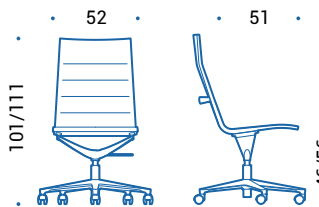
VAL.608 | swivel chair, fixed height, swivel auto-return mechanism



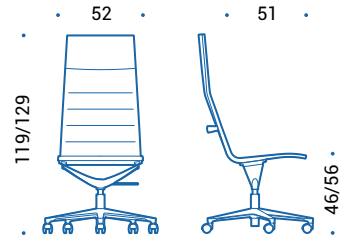
VAL.808 | swivel chair, fixed height, swivel auto-return mechanism



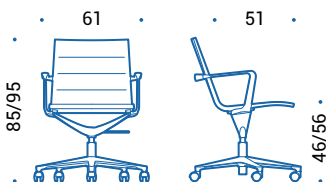
VAL.418 | swivel chair, height adjustable



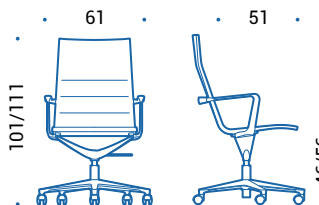
VAL.618 | swivel chair, height adjustable



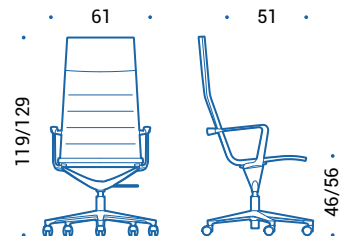
VAL.818 | swivel chair, height adjustable



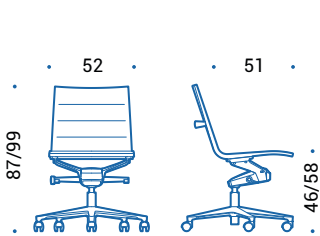
VAL.409 | swivel chair, height adjustable



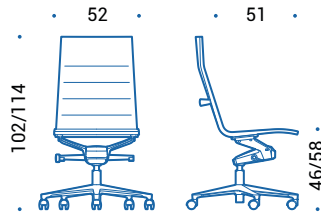
VAL.609 | swivel chair, height adjustable



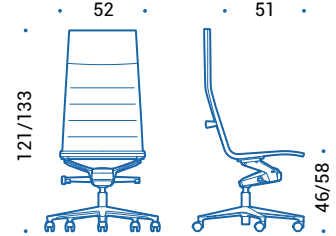
VAL.809 | swivel chair, height adjustable



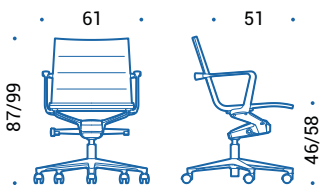
VAL.419 | swivel chair, height adjustable, tilting mechanism with enhanced forward rotation



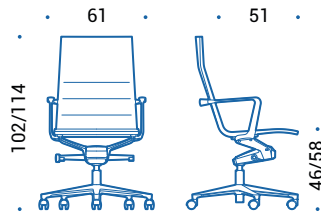
VAL.619 | swivel chair, height adjustable, tilting mechanism with enhanced forward rotation



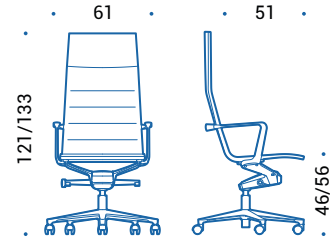
VAL.819 | swivel chair, height adjustable, tilting mechanism with enhanced forward rotation



VAL.417 | swivel chair, height adjustable, tilting mechanism with enhanced forward rotation



VAL.617 | swivel chair, height adjustable, tilting mechanism with enhanced forward rotation



VAL.9817 | swivel chair, height adjustable, tilting mechanism with enhanced forward rotation



# Colours and finishes

## Structure, armrests and base

### Aluminium



47 | Polished




55 | Chromed

### Painted aluminium



115 | Black




100 | White




120 | Bronze

## Upholstery


### Fabric




Cat. B | Atlantic  
(14 colours)




Cat. B | Mini  
(7 colours)




Cat. C | Cura  
(8 colours)




Cat. C | Fame  
(7 colours)




Cat. C | Mini Melange  
(9 colours)



Cat. C | Sealife  
(11 colours)




Cat. C | Step  
(8 colours)




Cat. C | Step Melange  
(8 colours)




Cat. C | Sotega  
(10 colours)



Cat. C | Swing  
(13 colours)



Cat. F | Breeze Fusion  
(7 colours)



Cat. F | Fame Hybrid  
(4 colours)

### Leather



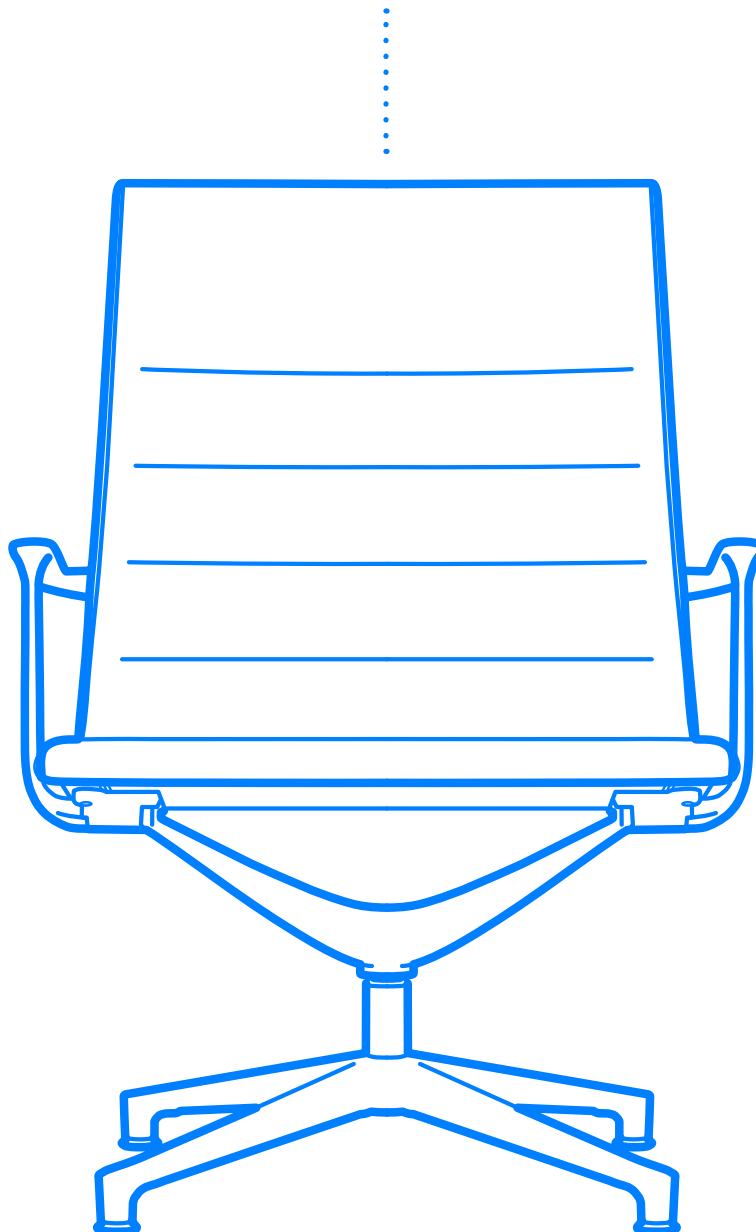
Cat. E | Leather  
(18 colours)



# VALEA LOUNGE

4 star base

---



**ICF**



# Design story



Valea Lounge was created to perform its function with style and comfort. Destined mainly for waiting rooms or meeting rooms, it keeps all the characteristics of the models with taller backrests and becomes a harmonious addition to any public area.

Collection of chairs with die cast-aluminum structure, chromed, polished or painted. Pad in polyurethane foam upholstered in fabric or leather. Four star base on glides.



# Specifications



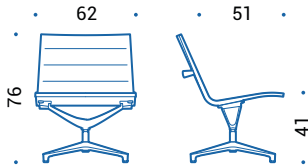
- 1 **Structure:** The tubular steel frame is a rigid structure able to maintain its shape even under conditions of considerable stress. Elastic straps stretched on the structure to support and distribute the weight of the body. Visible load-bearing elements made of die-cast aluminum with polished, chromed or painted finish. Available in three backrest heights.
- 2 **Seat and backrest:** The leather or fabric upholstery is printed on a layer of flexible polyurethane in order to obtain a series of typical horizontal stripes. The stitching on the sides and on the back of the structure draw and characterize the profile of the seat.

- 3 **Armrests:** Closed shape, made of die-cast aluminum with finish depending on the structure. Optional leather armrest covers. Available also without armrests.
- 4 **Swivel mechanism:** Multidirectional swivel movement.
- 5 **Base:** Four star base with plastic glides made of die-cast aluminum, with a polished, chromed or painted finish depending on the structure.
- 6 **Glides:** In black nylon base and soft-plastic glide, diam. 37 mm.

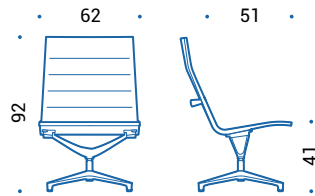




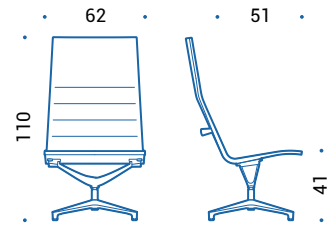
# Dimensions



VAK.405 | swivel chair



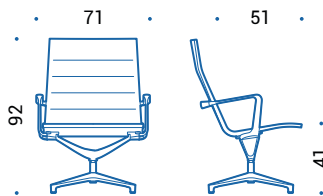
VAK.605 | swivel chair



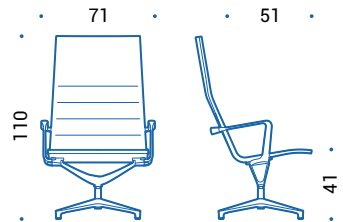
VAK.805 | swivel chair



VAK.408 | swivel chair



VAK.608 | swivel chair



VAK.808 | swivel chair

# Colours and finishes

## Structure, armrests and base

### Aluminium



47 | Polished




55 | Chromed

### Painted aluminium



115 | Black




100 | White




120 | Bronze

## Upholstery


### Fabric




Cat. B | Atlantic  
(14 colours)




Cat. B | Mini  
(7 colours)




Cat. C | Cura  
(8 colours)




Cat. C | Fame  
(7 colours)




Cat. C | Mini Melange  
(9 colours)



Cat. C | Sealife  
(11 colours)




Cat. C | Step  
(8 colours)




Cat. C | Step Melange  
(8 colours)




Cat. C | Sotega  
(10 colours)



Cat. C | Swing  
(13 colours)



Cat. F | Breeze Fusion  
(7 colours)



Cat. F | Fame Hybrid  
(4 colours)

### Leather




Cat. E | Leather  
(18 colours)



# VALEA ELLE

## Cantilever

---





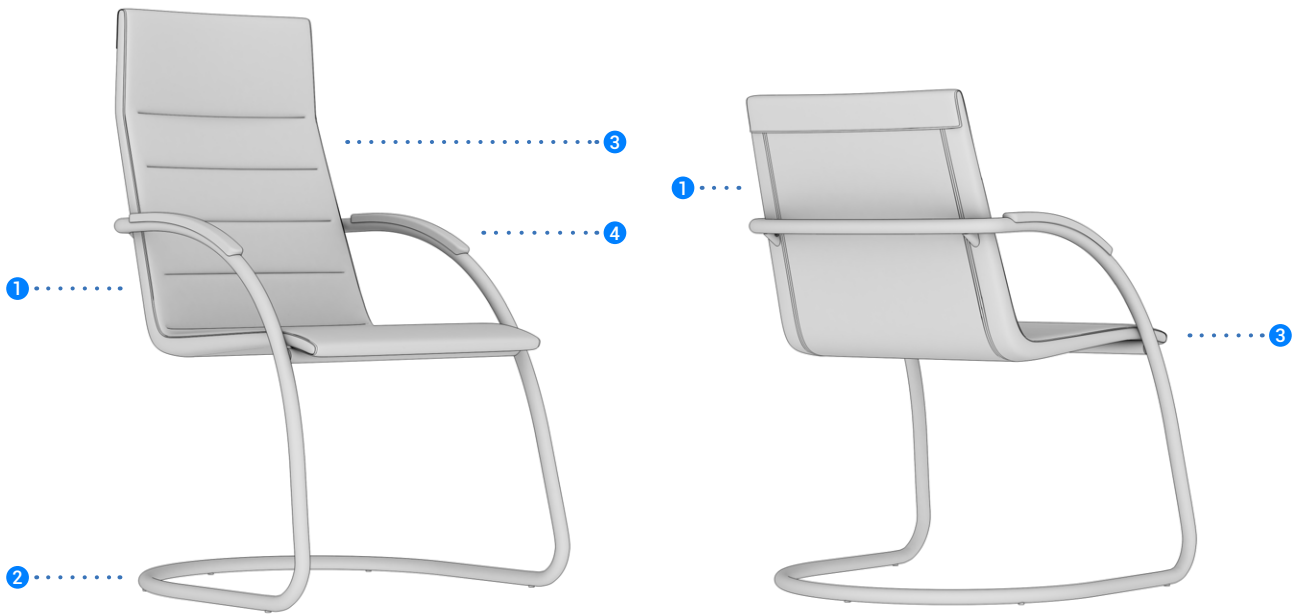
# Design story



Aesthetically comfortable: these two words brilliantly sum up the concept behind Valea, an office chair combining classical aesthetics with unique comfort. Valea has a sinuous and essential frame underpinning a seat that is an invitation to relax: it is completely padded and upholstered in fabric or leather, to “envelop” the user in complete comfort. The collection is completed with the “Elle”, “Esse”, “Lounge” and “Soft” models.

The unique comfort and aesthetics of Valea are enhanced by a traditional element: the cantilever base, a classic in the world of office chairs. Hints of classic design blend with functional, modern solutions to form a chair that is comfortable and suitable for waiting or meeting rooms. The cantilever base with its extreme linearity emphasises the shape of the chair and makes it perfect for any place in the room.

# Specifications



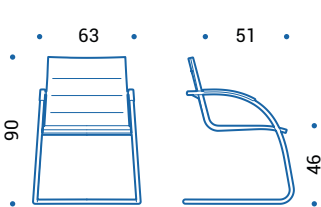
**1 Structure:** The tubular steel frame is a rigid structure able to maintain its shape even under conditions of considerable stress. Elastic bands stretched across the structure to support and distribute the weight of the body. Cold-foamed polyurethane with variable thickness. Available in two backrest heights.

**2 Base:** The Cantilever model is designed as a chair for visitors, meetings and conferences. The design integrates the armrests into the tubular steel structure with a round section and gives a domestic and relaxing appearance. The flexibility of the structure offers additional comfort by absorbing the dynamic force when sitting down. The metal tubes are integrated with the armrests and seem to continue directly in the aluminum structure of the frame, thus forming a perfect integration and continuity of the design.

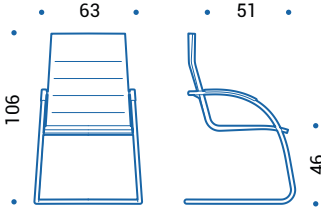
**3 Seat and backrest:** The leather or fabric upholstery is printed on a layer of flexible polyurethane in order to obtained has a series of typical horizontal stripes. The double profile seams on the sides and on the back of the structure draw and characterize the profile of the seat.

**4 Armrests:** The plastic armrest have rounded edges and are fixed to base tubular section.

# Dimensions



VLC.408 | chair on cantilever



VLC.608 | chair on cantilever

# Colours and finishes

## Base and armrests

### Steel



55 | Chromed


### Matériau plastique




115 | Black

## Upholstery

### Fabric




Cat. B | Atlantic  
(14 colours)




Cat. B | Mini  
(7 colours)




Cat. C | Cura  
(8 colours)




Cat. C | Fame  
(7 colours)




Cat. C | Mini Melange  
(9 colours)



Cat. C | Sealife  
(11 colours)




Cat. C | Step  
(8 colours)




Cat. C | Step Melange  
(8 colours)



Cat. C | Sotega  
(10 colours)



Cat. C | Swing  
(13 colours)



Cat. F | Fame Hybrid  
(4 colours)

### Leather



Cat. E | Leather  
(18 colours)

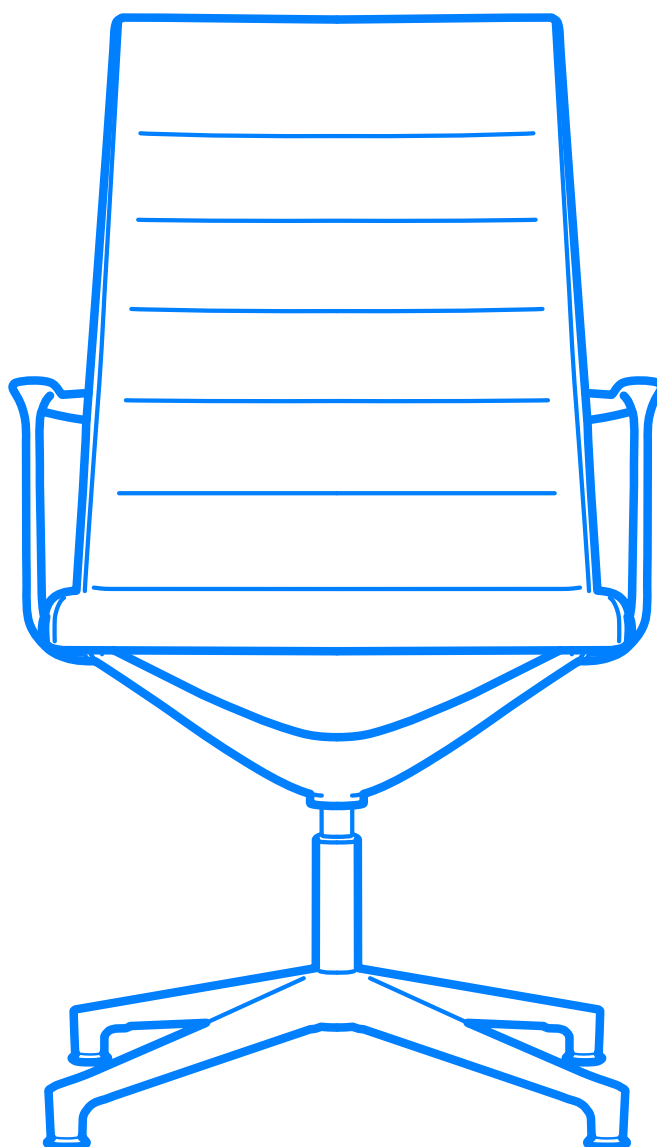




# VALEA ESSE

4/5 star base

---



**ICF**



# Design story



Aesthetically comfortable: these two words brilliantly sum up the concept behind Valea, an office chair combining classical aesthetics with unique comfort. Valea has a sinuous and essential frame underpinning a seat that is an invitation to relax: it is completely padded and upholstered in fabric or leather, to “envelop” the user in complete comfort. The collection is completed with the “Elle”, “Lounge”, “Soft” and “Cantilever” models.

Seating collection available with three back heights. Internal structure with side tubes and crosspieces steel elements fixed together. Pad in polyurethane foam upholstered in fabric or leather. Sight metal elements in die-cast aluminum available in three finishes: polished, chromed or painted. Height adjustment with pneumatic gas lift. Optional tilting mechanism. Four star base on glides or five star base on castors.

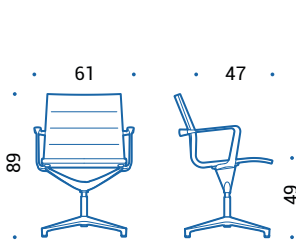
# Specifications



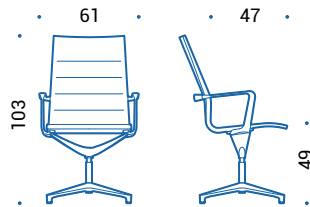
- 1 **Structure:** The tubular steel frame is a rigid structure able to maintain its shape even under conditions of considerable stress. Elastic bands stretched across the structure to support and distribute the weight of the body. Cold-foamed polyurethane with variable thickness. Visible load-bearing elements made of die-cast aluminum with polished, chromed or painted finish. Available in three backrest heights.
- 2 **Seat and backrest:** The leather or fabric upholstery is printed on a layer of flexible polyurethane in order to obtain a series of typical horizontal stripes. The double profile seams on the sides and on the back of the structure draw and characterize the profile of the seat.
- 3 **Armrests:** Closed shape, made of die-cast aluminum with finish depending on the structure. Optional leather armrest covers. Available also without armrests.
- 4 **Swivel auto-return mechanism:** This special mechanism, not adjustable in height, allows the swivel chair to freely rotate and automatically returns it to its original position to keep the position of the meeting chairs always aligned. It is standard on the 4-star base models.
- 5 **Height adjustment:** Seat height can be adjusted a maximum of 12 cm with a lever. The gaslift complies to EN16955:2017.

- 6 **Tilt mechanism:** An intuitive and effective tilt mechanism that instantly follows the user's movements. The particularly forward rotation point reduces pressure on the lower limbs while the chair rocks. The movement of the seat allows up to 13 ° of oscillation. The side knob allows to adapt the resistance of the tilting mechanism to the weight and sitting style of the user. Lever controls integrate the seat height adjustment, allow to lock/unlock the tilting mechanism in 4 positions and activate the backrest safety release.
- 7 **Base:** Four or five star base made of die-cast aluminum, with a polished, chromed or painted finish depending on the structure. Available with castors or plastic glides.
- 8 **Castors:** In black plastic with soft running surface for use on any type of flooring and a load depending safety brake complies to EN 12529:2001. Castor cover in chromed Zamak or black plastic, depending on the base finish, diam. 50 mm.
- 9 **Glides:** In black nylon base and soft-plastic glide, diam. 37 mm.

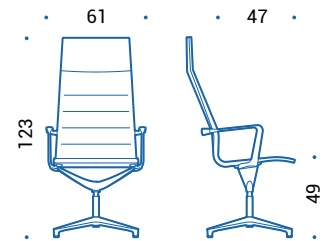
# Dimensions



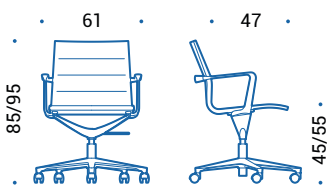
VAS.408 | swivel chair, fixed height, swivel auto-return mechanism



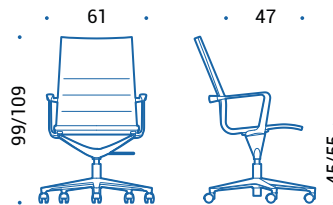
VAS.608 | swivel chair, fixed height, swivel auto-return mechanism



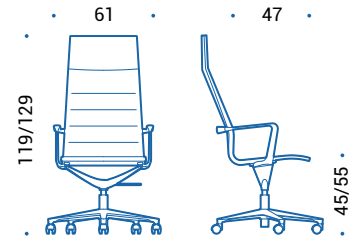
VAS.808 | swivel chair, fixed height, swivel auto-return mechanism



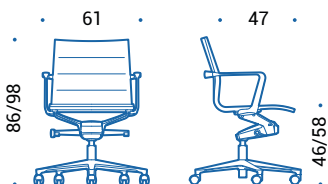
VAS.409 | swivel chair, height adjustable



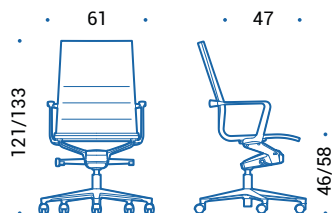
VAS.609 | swivel chair, height adjustable



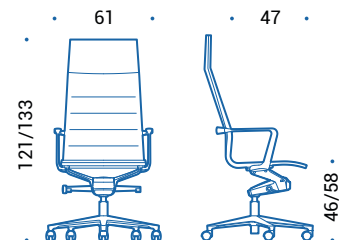
VAS.809 | swivel chair, height adjustable



VAS.417 | swivel chair, height adjustable, tilting mechanism with enhanced forward rotation



VAS.617 | swivel chair, height adjustable, tilting mechanism with enhanced forward rotation



VAS.817 | swivel chair, height adjustable, tilting mechanism with enhanced forward rotation

# Colours and finishes

## Structure, armrests and base

### Aluminium



47 | Polished



55 | Chromed

### Painted aluminium



115 | Black




100 | White




120 | Bronze

## Upholstery


### Fabric




Cat. B | Atlantic  
(14 colours)




Cat. B | Mini  
(7 colours)




Cat. C | Cura  
(8 colours)




Cat. C | Fame  
(7 colours)




Cat. C | Mini Melange  
(9 colours)



Cat. C | Sealife  
(11 colours)




Cat. C | Step  
(8 colours)




Cat. C | Step Melange  
(8 colours)




Cat. C | Sotega  
(10 colours)



Cat. C | Swing  
(13 colours)



Cat. F | Breeze Fusion  
(7 colours)



Cat. F | Fame Hybrid  
(4 colours)

### Leather

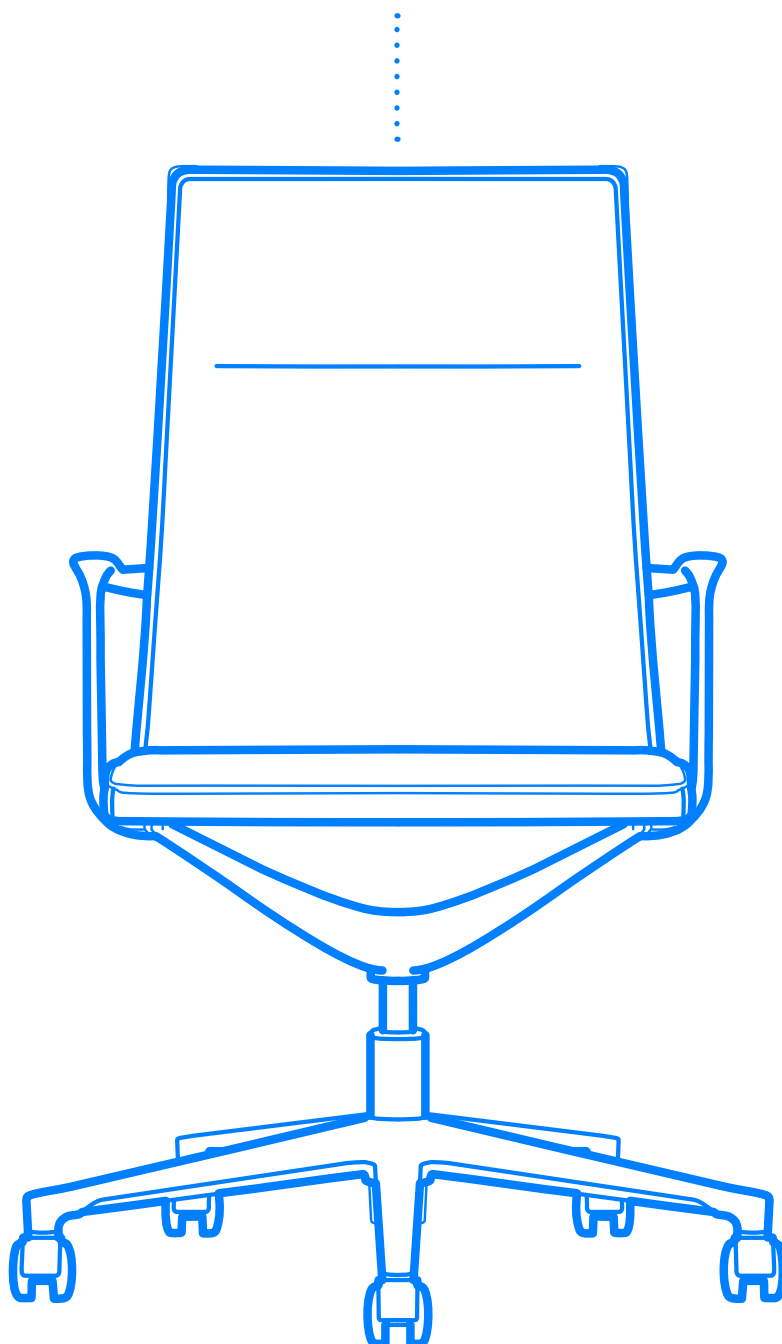


Cat. E | Leather  
(18 colours)



# VALEA SOFT

---



**ICF**





# Design story



Valea Soft brings the aesthetics and comfort of the Valea Collection to new heights. Indeed, the entire seat is padded, inviting the user to relax. Whether with a high or low back, with or without a headrest, the predominating feature of Valea Soft is absolute comfort combined with striking aesthetics.

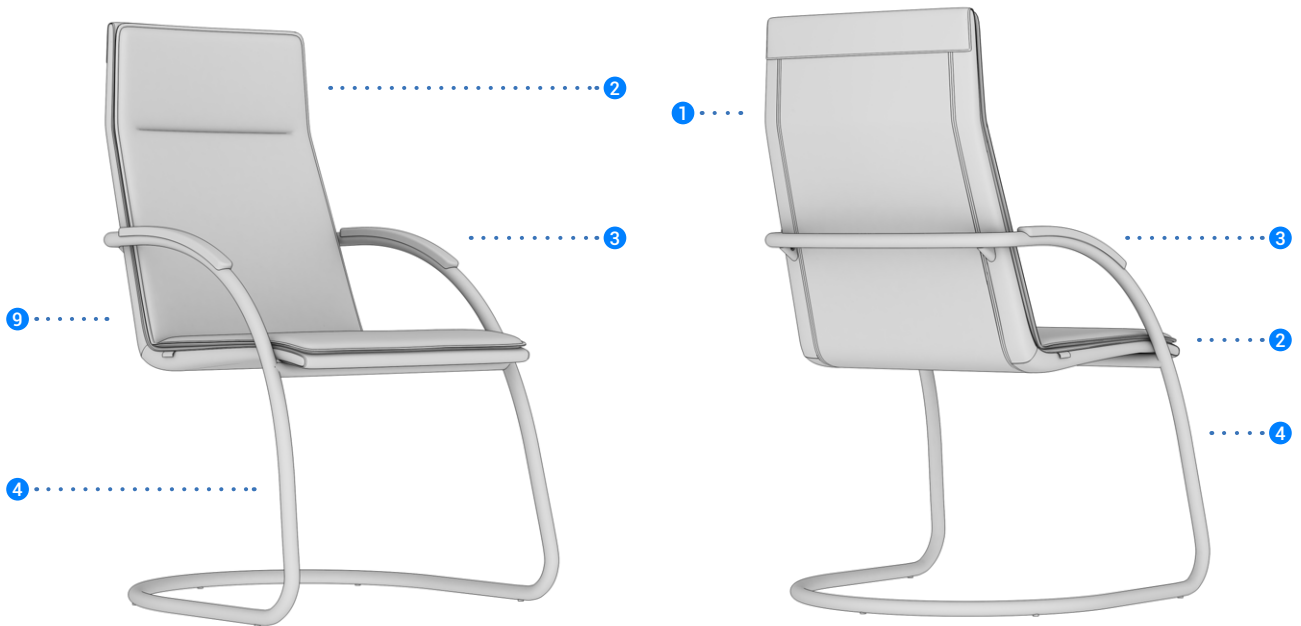
Collection of chairs with die-cast aluminum structure, chromed, polished or painted. Padded seat and backrest, enriched by cushions padded in fabric or leather. The height adjustment with pneumatic gas lift and the tilting mechanism are optional. Available with cantilever base, four star base on glides or five star base on castors.

# Specifications



- 1 Structure:** The tubular steel frame is a rigid structure able to maintain its shape even under conditions of considerable stress. Elastic straps stretched on the structure to support and distribute the weight of the body. Cold-foamed polyurethane with variable density thickness. Visible load-bearing elements made of die-cast aluminum with polished, chromed or painted finish. Available in three backrest heights.
- 2 Seat and backrest:** The leather or fabric upholstery is printed on a layer of flexible polyurethane in order to obtain a series of typical horizontal stripes. The stitching on the sides and on the back of the structure draw and characterize the profile of the seat. The upholstery is enriched by a padded cushion in polyurethane foam, covered in fabric or leather with visible perimeter seam.
- 3 Armrests:** Closed shape, made of die-cast aluminum with finish depending on the structure. Optional leather armrest covers.
- 4 Swivel auto-return mechanism:** This special mechanism, not adjustable in height, allows the swivel chair to freely rotate and automatically returns it to its original position to keep the position of the meeting chairs always aligned. It is standard on the 4-star base models.

- 5 Height adjustment:** Seat height can be adjusted a maximum of 12 cm with a lever. The gaslift complies to EN16955:2017.
- 6 Tilt mechanism:** An intuitive and effective tilt mechanism that instantly follows the user's movements. The particularly forward rotation point reduces pressure on the lower limbs while the chair rocks. The movement of the seat allows up to 13 ° of oscillation. The side knob allows to adapt the resistance of the tilting mechanism to the weight and sitting style of the user. Lever controls integrate the seat height adjustment, allow to lock/unlock the tilting mechanism in 4 positions and activate the backrest safety release.
- 7 Base:** Four or five star base made of die-cast aluminum, with a polished, chromed or painted finish depending on the structure. Available with castors or plastic glides.
- 8 Castors:** In black plastic with soft running surface for use on any type of flooring and a load depending safety brake complies to EN 12529:2001. Castor cover in chromed Zamak or black plastic, depending on the base finish, diam. 50 mm.
- 9 Glides:** In black nylon base and soft-plastic glide, diam. 37 mm.



**1 Structure:** The tubular steel frame is a rigid structure able to maintain its shape even under conditions of considerable stress. Elastic bands stretched on the structure to support and distribute the weight of the body. Cold-foamed polyurethane with variable density thickness. Visible load-bearing elements made of die-cast aluminum with polished, chromed or painted finish. Available in three backrest heights.

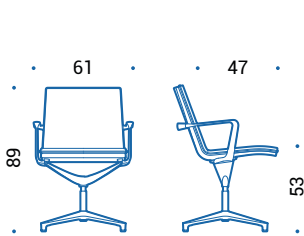
**2 Seat and backrest:** The leather or fabric upholstery is printed on a layer of flexible polyurethane in order to obtain a series of typical horizontal stripes. The double profile seams on the sides and on the back of the structure draw and characterize the profile of the seat. The upholstery is enriched by the overlapping of a padded cushion in polyurethane foam, covered in fabric or leather with visible perimeter seam.

**3 Cantilever armrests:** The plastic armrest have rounded edges and are fixed to base tubular section.

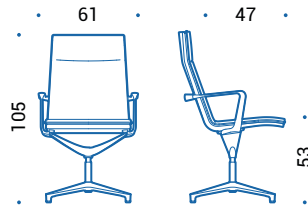
**4 Cantilever base:** The metal tubes are integrated with the armrests and seem to continue directly in the aluminum structure of the frame, thus forming a perfect integration and continuity of the design. The Cantilever model can be easily stacked up to 6 units and the stacking height is only 30 mm.



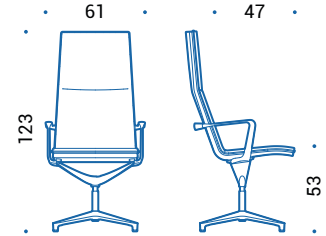
# Dimensions



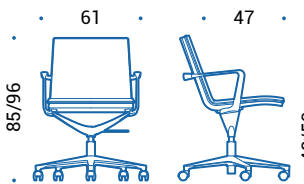
VLS.408 | swivel chair, fixed height, auto-return mechanism



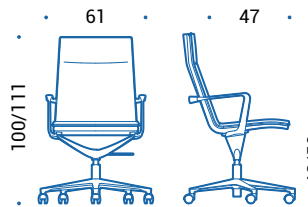
VLS.608 | swivel chair, fixed height, auto-return mechanism



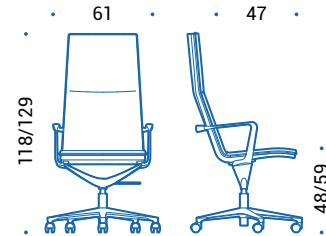
VLS.808 | swivel chair, fixed height, auto-return mechanism



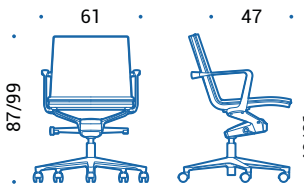
VLS.409 | swivel chair, height adjustable



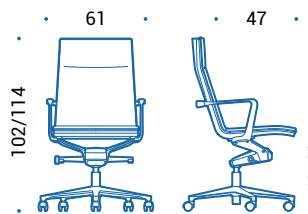
VLS.609 | swivel chair, height adjustable



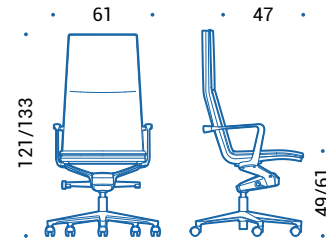
VLS.809 | swivel chair, height adjustable



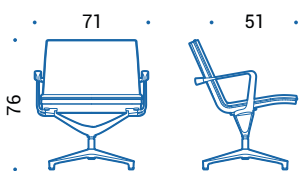
VLS.417 | swivel chair, height adjustable, tilting mechanism enhanced forward rotation




VLS.617 | swivel chair, height adjustable, tilting mechanism enhanced forward rotation



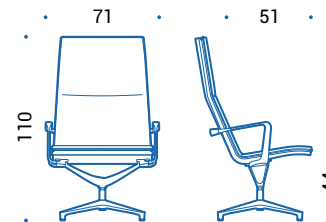
VLS.817 | swivel chair, height adjustable, tilting mechanism enhanced forward rotation



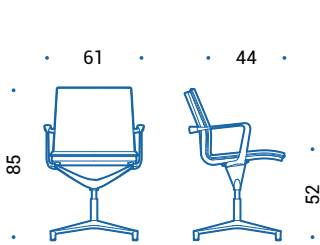
VKS.408 | swivel chair



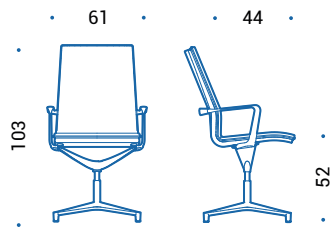
VKS.608 | swivel chair



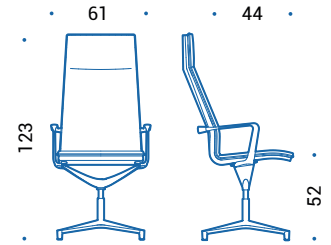
VKS.808 | swivel chair



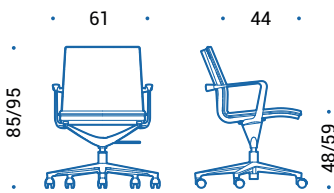
VSS.408 | swivel chair, fixed height, auto-return mechanism



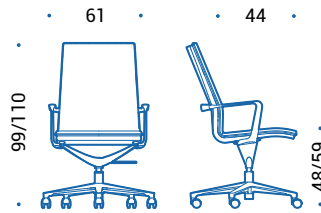
VSS.608 | swivel chair, fixed height, auto-return mechanism



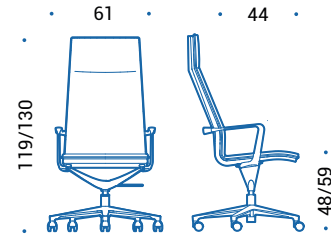
VSS.808 | swivel chair, fixed height, auto-return mechanism



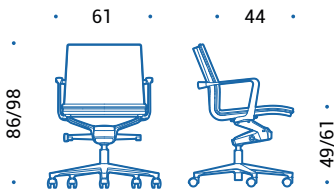
VSS.409 | swivel chair, height adjustable



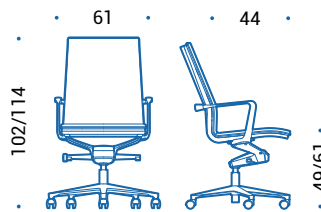
VSS.609 | swivel chair, height adjustable



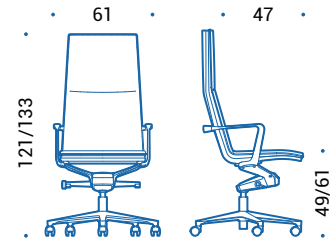
VSS.809 | swivel chair, height adjustable



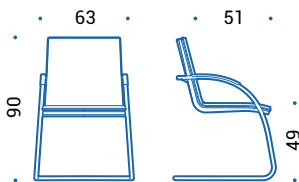
VSS.417 | swivel chair, height adjustable, tilting mechanism enhanced forward rotation



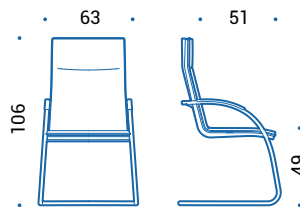
VSS.617 | swivel chair, height adjustable, tilting mechanism enhanced forward rotation



VSS.817 | swivel chair, height adjustable, tilting mechanism enhanced forward rotation



VLCS.408 | chair on cantilever



VLCS.608 | chair on cantilever



# Colours and finishes

## Structure, armrests and base

### Aluminium



47 | Polished



55 | Chromed

### Painted aluminium



115 | Black




100 | White




120 | Bronze

## Upholstery


### Fabric




Cat. B | Atlantic  
(14 colours)




Cat. B | Mini  
(7 colours)




Cat. C | Cura  
(8 colours)




Cat. C | Fame  
(7 colours)




Cat. C | Mini Melange  
(9 colours)



Cat. C | Sealife  
(11 colours)




Cat. C | Step  
(8 colours)




Cat. C | Step Melange  
(8 colours)




Cat. C | Sotega  
(10 colours)



Cat. C | Swing  
(13 colours)



Cat. F | Breeze Fusion  
(7 colours)



Cat. F | Fame Hybrid  
(4 colours)

### Leather



Cat. E | Leather  
(18 colours)



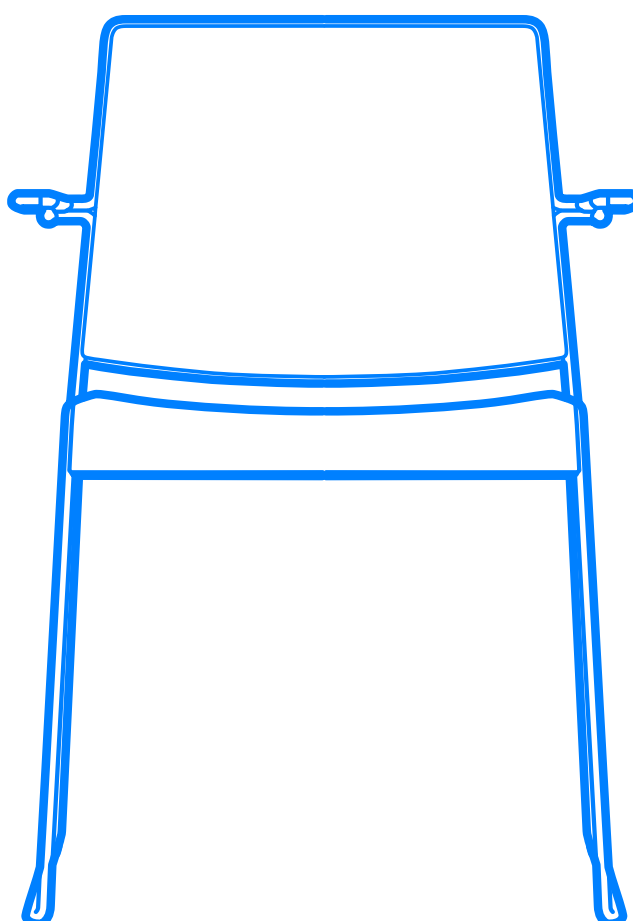
Cat. H | Premium Leather  
(12 colours)



# FINN CHAIR

Skid base

---









# Design story



Sturdy, stackable, suitable for conference rooms, meeting and training rooms, universities and libraries, cafeterias and waiting areas. Finn is a “no thrills” chair in step with the times: a performing product that offers comfort and practicality, able to adapt to the new challenges of the contract and conference seating environments that require maximum flexibility. Finn Chair is made of a distinctive steel rod structure with a very reduced cross-section that traces sinuous and elegant, yet extremely functional, shapes.

Finn Chair is made of a steel rod structure, with chromed or painted finish, that frames all around the seat and backrest shells. The shells are available in polypropylene or upholstered in fabric or leather. The chair is available with and without armrests, also in the stool variant. The seating collection is available in a wide range of colors. The chair without armrests allows you to stack up to 45 chairs with a special trolley on wheels or 25 chairs self-sit.

# Specifications



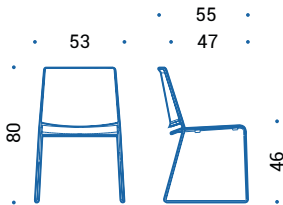
- 1 **Structure and base:** The structure with skid base in steel rod, diam. 11 mm, is a rigid structure able to maintain its shape even under conditions of considerable stress and that fixes the shells of the seat and backrest. Available with chromed or painted finish in different colors e in the Stool version.
- 2 **Seat and backrest in nylon:** Made of thermoplastic nylon resin, available on request in fire-retardant version. The surface finish has a characteristic slightly embossed texture. The seat and backrest are easily replaceable on site. Available in different standard colors also in combination with the painting of the steel structure.
- 3 **Seat and backrest in fabric or leather:** The seat and backrest upholstery is in fabric, leather or eco-leather. The armrests are covered in the same material as the backrest.

- 4 **Armrests:** Open shaped armrests integrated in the steel structure, they are made of nylon, polyurethane, wood or covered in fabric or leather in combination with the finish of the seat and back shells. Also available without armrests.
- 5 **Glides:** In black nylon, with felt floor support element available on request.

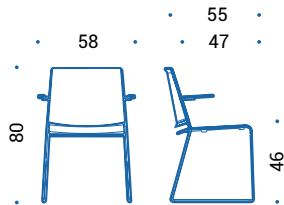
**Stackability:** Depending on the models, stackable up to 40 chairs with a special trolley on wheels.

**Accessories:** Stacking trolley in coated steel tubular sections. Black color, with castors for any type of flooring, two of which are directional castors with brakes. Optional writing tablet in black plastic, dimension 356x250 mm.

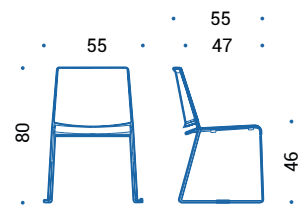
# Dimensions



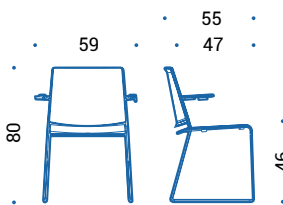
FNN.500 | chair on skid base without armrests



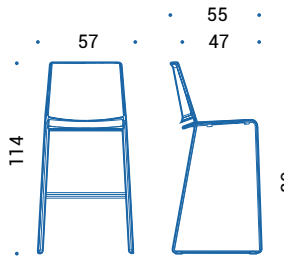
FNN.550 | chair on skid base with armrests



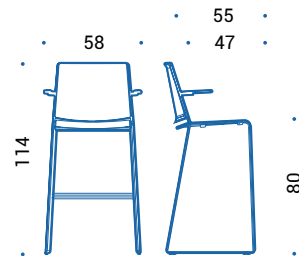
FNN.505 | chair on skid base without armrests, with linking unit



FNN.555 | chair on skid base with armrests, with linking unit



FNN.600 | stool on skid base without armrests



FNN.650 | stool on skid base with armrests

# Colours and finishes

## Structure


### Painted steel



115 | Black



030 | Aquamarine



P01 | Sand



095 | Grey



100 | White



P03 | Dark blue  
(glossy)



R07 | Yellow  
(glossy)



R06 | Red  
(glossy)


### Steel




55 | Chromed

## Seat, backrest and armrests


### Fabric




Cat. B | Atlantic  
(14 colours)




Cat. B | Mini  
(7 colours)




Cat. C | Cura  
(8 colours)




Cat. C | Fame  
(7 colours)




Cat. C | Mini Melange  
(9 colours)



Cat. C | Sealife  
(11 colours)




Cat. C | Step  
(8 colours)




Cat. C | Step Melange  
(8 colours)




Cat. C | Sotega  
(10 colours)



Cat. C | Swing  
(13 colours)




Cat. F | Breeze Fusion  
(7 colours)



Cat. F | Fame Hybrid  
(4 colours)

### Nylon



Cat. P | Nylon  
(5 colours)

### Leather



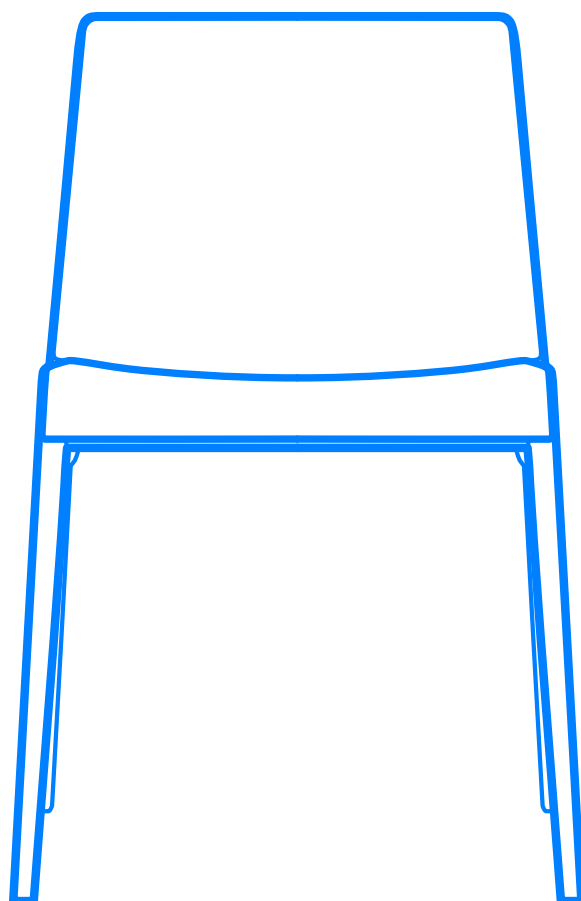
Cat. E | Leather  
(18 colours)



# FINNWOOD

4 legs

---





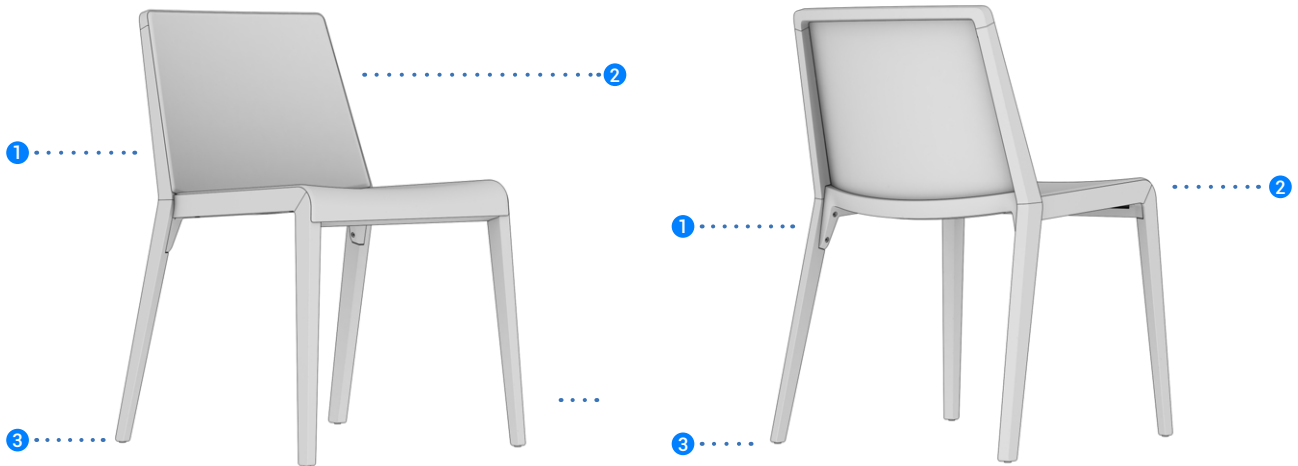
# Design story



Finn Wood is a seat with rigorous and elegant lines that reinterprets the classic wooden chair in a modern way. It consists of a light and thin ash structure with a plastic frame. It is suitable for all professional environments such as office, meeting and conference areas. It is suitable for public spaces such as hotels and restaurants.

Finn Wood has a solid ash structure, reinforced by a die-cast aluminum frame, partially visible and painted in the colors of the plastic shell. The polypropylene shell is available in various colors.

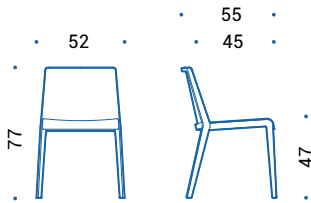
# Specifications



- 1 Structure and base:** Four-legged structure in solid ash wood with natural or painted finish in combination with the frames of the seat and backrest. The wooden structure is reinforced by a die-cast aluminum frame positioned under the seat, partially visible, and painted in the colors of the plastic shells.
- 2 Seat and backrest:** Made of thermoplastic nylon resin, available on request in fire-retardant version. The surface finish has a characteristic slightly embossed texture. The seat and backrest are easily replaceable on site. Available in different standard colors also in combination with the painting of the steel structure.
- 3 Glides:** In black nylon base and soft-plastic glide, diam. 37 mm.



# Dimensions




FWW.800 | 4 legs chair

# Colours and finishes

## Structure and base

### Veneer



043 | American black walnut



075 | Natural ash

### Painted veneer



115 | Black




100 | White



095 | Grey

## Seat and backrest

### Nylon




Cat. P | Nylon  
(5 colours)



# STICK CHAIR

Skid base

---





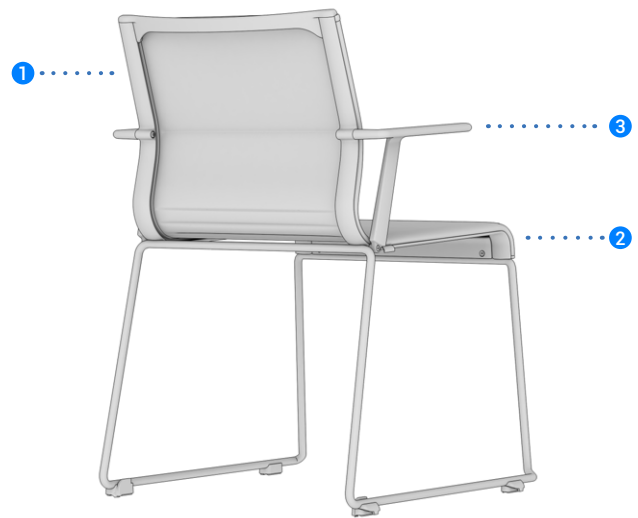

# Design story



Minimum amount of material employed, maximum breathability, great comfort, extreme lightness and easy handling. The Stick Chair Skid base sums up the characteristics of the modern multi-purpose armchair. It sets new reference standards in terms of design, innovation and quality for furnishing work areas, where functional characteristics are just as important as having a convincing look.

The shell is made of die-cast aluminum side elements that support the upholstery sheet: a suspension in mesh or in fabric or leather with high elasticity characteristics. The handle, supporting the backrest, facilitates its movement. Tubular metal base with reduced section. The result is a light, robust and practical chair.

# Specifications



**1 Structure:** Die-cast aluminum or plastic side elements and crosspieces elements fixed together. The resulting frame is a rigid structure able to maintain its shape even under conditions of considerable stress and also functions as a specific support for the elastic mesh and the fabric or leather upholstery. Available with low or high back and in two different finishes: chromed or painted.

**2 Seat and backrest:** The seat and backrest are made of a single flexible sheet in elastic material, tensioned in suspension on the perimeter structure. The mesh sheet ensures full breathability and thorough air circulation and is available in nylon mesh (single-color - 75% vinyl resin, 25% polyester) or in elastic mesh (two-toned effect - 70% polyester elastomer, 30% polyester). The fabric or leather sheet is pressed onto a central layer of high-resistance technical material and two layers of flexible polyurethane. The leather covering includes an eco-leather back with predetermined color combinations.

**3 Armrests:** Open shaped armrests made according to the models: in thermoplastic material reinforced with glass fibre and finish depending on the structure; in die-cast aluminum with finish depending on the structure and optional plastic cover. The armrests can be dismantled and replaced on site. Also available without armrests.

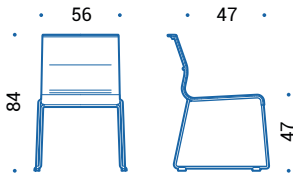
**4 Base:** Skid base chair in chromed or painted round steel rod, diam. 14 mm.

**5 Glides:** In transparent polycarbonate. They are suitable for the linking of the chairs in a row.

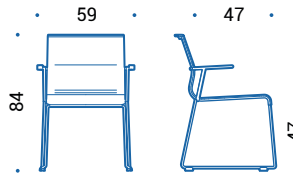
**Stackability:** The chairs only weigh 4.4 kg each, which allows for simple and intuitive stacking by adding only 22 mm between chairs. Chair with aluminum armrests: stackable up to 8 units in height, or up to 18 if using a wheeled trolley designed for the purpose. Chair with plastic armrests: stackable up to 15 units in height, or up to 22 if using a wheeled trolley designed for the purpose.

**Accessories:** Stacking trolley in coated steel tubular sections. Black color, with castors for any type of flooring, two of which are directional castors with brakes. Optional writing tablet in black plastic, dimension 356x250 mm.

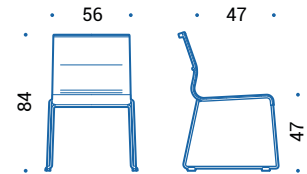
# Dimensions



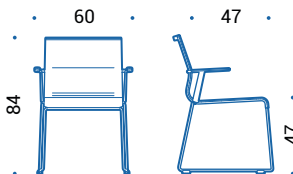
STK.500 | chair on skid



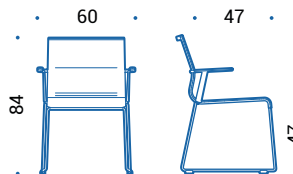
STK.550 | chair on skid, backrest handle and armrests in plastic



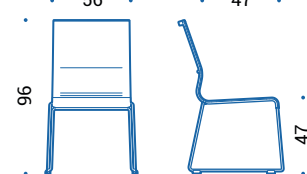
ATK.500 | chair on skid



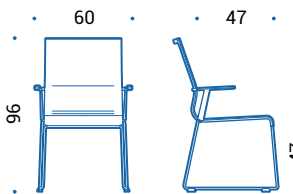
ATK.550 | chair on skid, backrest handle and armrests in aluminum, armrests cover in plastic



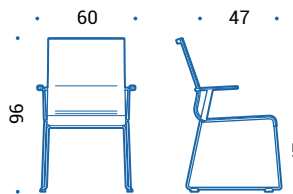
ATK.552 | chair on skid, backrest handle and armrests in aluminum



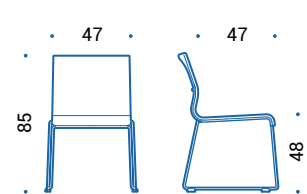
ATK.520 | chair on skid



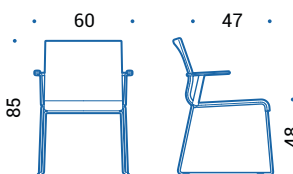
ATK.570 | chair on skid, backrest handle and armrests in aluminum, armrests cover in plastic



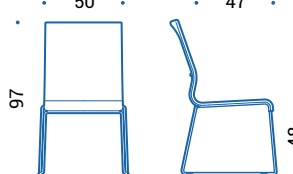
ATK.572 | chair on skid, backrest handle and armrests in aluminum



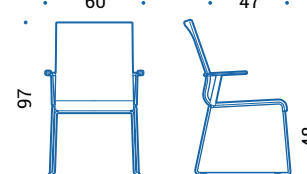
ETK.500 | chair on skid



ETK.552 | chair on skid, armrests in aluminum



ETK.520 | chair on skid



ETK.572 | chair on skid, armrests in aluminum

# Colours and finishes

## Structure, base and armrests

### Steel/Aluminium




55 | Chromed

### Painted steel/aluminium



115 | Black



100 | White



095 | Grey

### Plastic material



115 | Black




100 | White




095 | Grey

## Upholstery


### Fabric




Cat. B | Atlantic  
(14 colours)




Cat. B | Mini  
(7 colours)




Cat. C | Cura  
(8 colours)




Cat. C | Fame  
(7 colours)




Cat. C | Mini Melange  
(9 colours)



Cat. C | Sealife  
(11 colours)




Cat. C | Step  
(8 colours)




Cat. C | Step Melange  
(8 colours)




Cat. C | Sotega  
(10 colours)



Cat. C | Swing  
(13 colours)




Cat. F | Breeze Fusion  
(7 colours)




Cat. F | Fame Hybrid  
(4 colours)

### Mesh



Cat. N | Mesh  
(6 colours)



Cat. X | Elastic Mesh  
(7 colours)

### Leather



Cat. E | Leather  
(18 colours)



Cat. H | Premium Leather  
(12 colours)

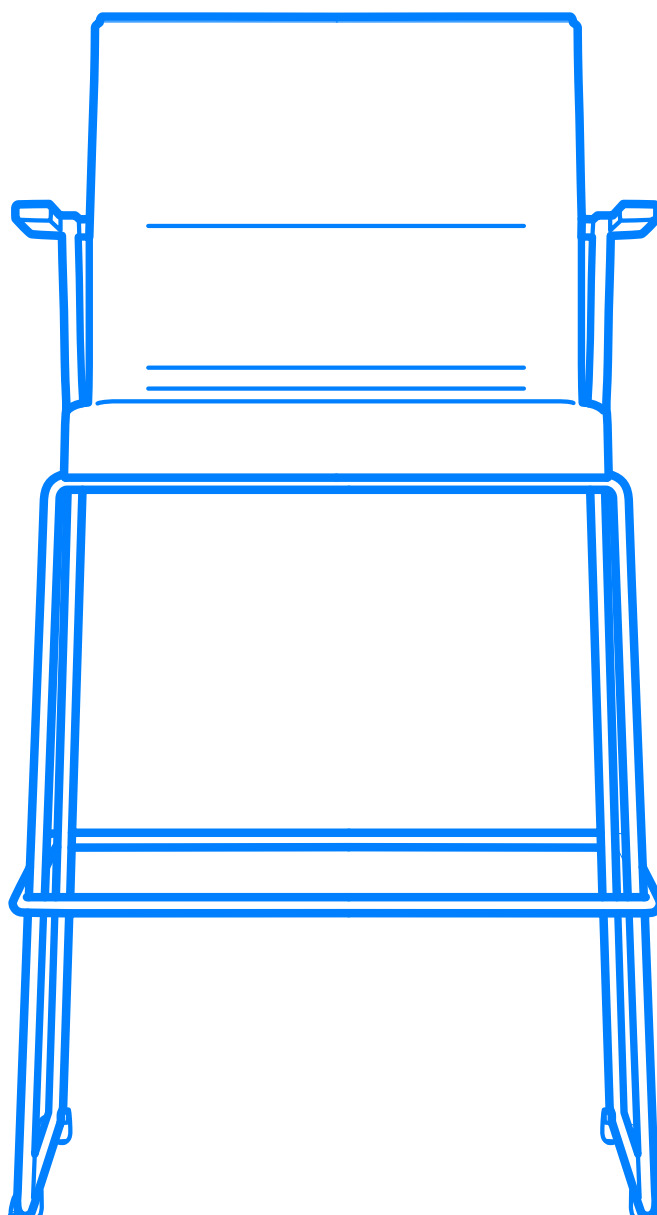




# STICK STOOL

Skid base

---





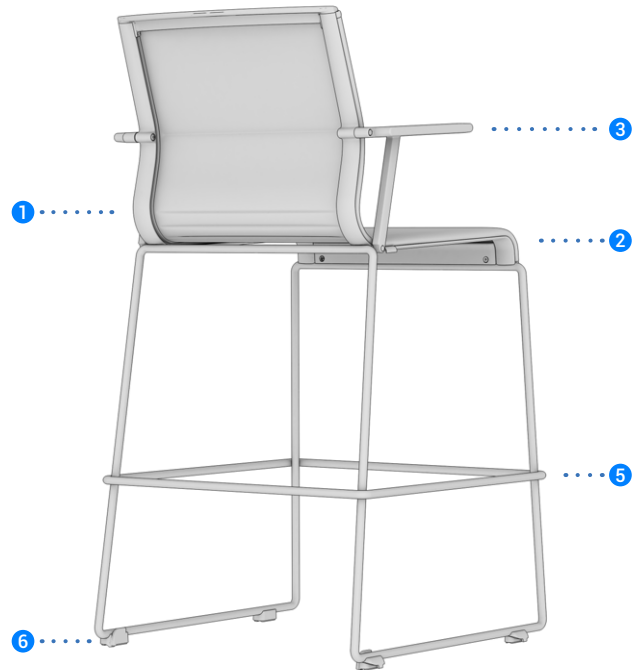
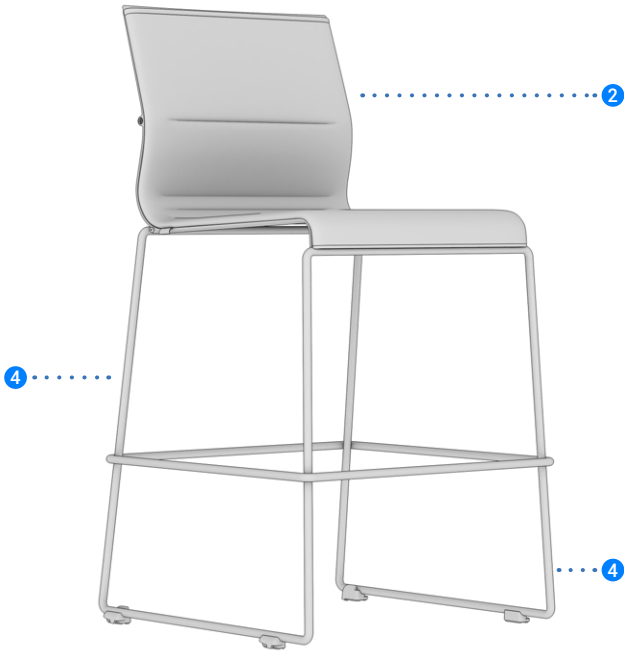
# Design story



It is an original interpretation of the classic stool: though it retains all the characterizing elements of the Stick line, it takes on a new shape and a strong aesthetic impact. Its particularly successful line allows it to fit perfectly into any environment giving a touch of originality. The essential image is balanced by a solid and wide seat that makes it extremely comfortable.

The materials used and the shape of the seat allow quick maintenance and cleaning, making Stick Stool ideal for cafeteria, restaurants, stand-up meetings and coworking areas.

# Specifications



**1 Structure:** Die-cast aluminum or plastic side elements and crosspieces elements fixed together. The resulting frame is a rigid structure able to maintain its shape even under conditions of considerable stress and also functions as a specific support for the elastic mesh and the fabric or leather padding. Available with low or high back and in three different finishes: polished, chromed or painted.

**2 Seat and backrest:** The seat and backrest are made of a single flexible sheet in elastic material, tensioned in suspension on the perimeter structure. The mesh sheet ensures full breathability and thorough air circulation and is available in nylon mesh (single-color - 75% vinyl resin, 25% polyester) or in elastic mesh (two-toned effect - 70% polyester elastomer, 30% polyester). The fabric or leather sheet is pressed onto a central layer of high-resistance technical material and two layers of flexible polyurethane. The leather covering includes an eco-leather back with predetermined color combinations.

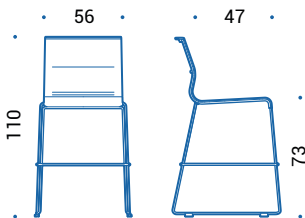
**3 Armrests:** Open shaped armrests made of thermoplastic material reinforces with glass fibre and color depending on the structure. The armrests can be dismantled and replaced on site. Available also without armrests.

**4 Base:** Skid base in chromed or painted round steel rod, diam. 14 mm.

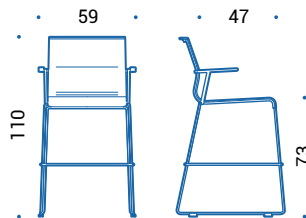
**5 Footring:** Steel tubular integrated into the base.

**6 Glides:** Transparent polycarbonate.

# Dimensions



STK.600 | stool on kid, backrest handle in plastic



STK.650 | stool on kid, backrest handle and armrests in plastic

# Colours and finishes

## Structure, base and armrests

### Steel/Aluminium



55 | Chromed

### Painted steel/aluminium



115 | Black



100 | White




095 | Grey


### Plastic material



115 | Black




100 | White




095 | Grey

## Upholstery


### Fabric




Cat. B | Atlantic  
(14 colours)




Cat. B | Mini  
(7 colours)




Cat. C | Cura  
(8 colours)




Cat. C | Fame  
(7 colours)




Cat. C | Mini Melange  
(9 colours)



Cat. C | Sealife  
(11 colours)




Cat. C | Step  
(8 colours)




Cat. C | Step Melange  
(8 colours)




Cat. C | Sotega  
(10 colours)



Cat. C | Swing  
(13 colours)




Cat. F | Breeze Fusion  
(7 colours)




Cat. F | Fame Hybrid  
(4 colours)

### Mesh



Cat. N | Mesh  
(6 colours)



Cat. X | Elastic Mesh  
(7 colours)

### Leather



Cat. E | Leather  
(18 colours)



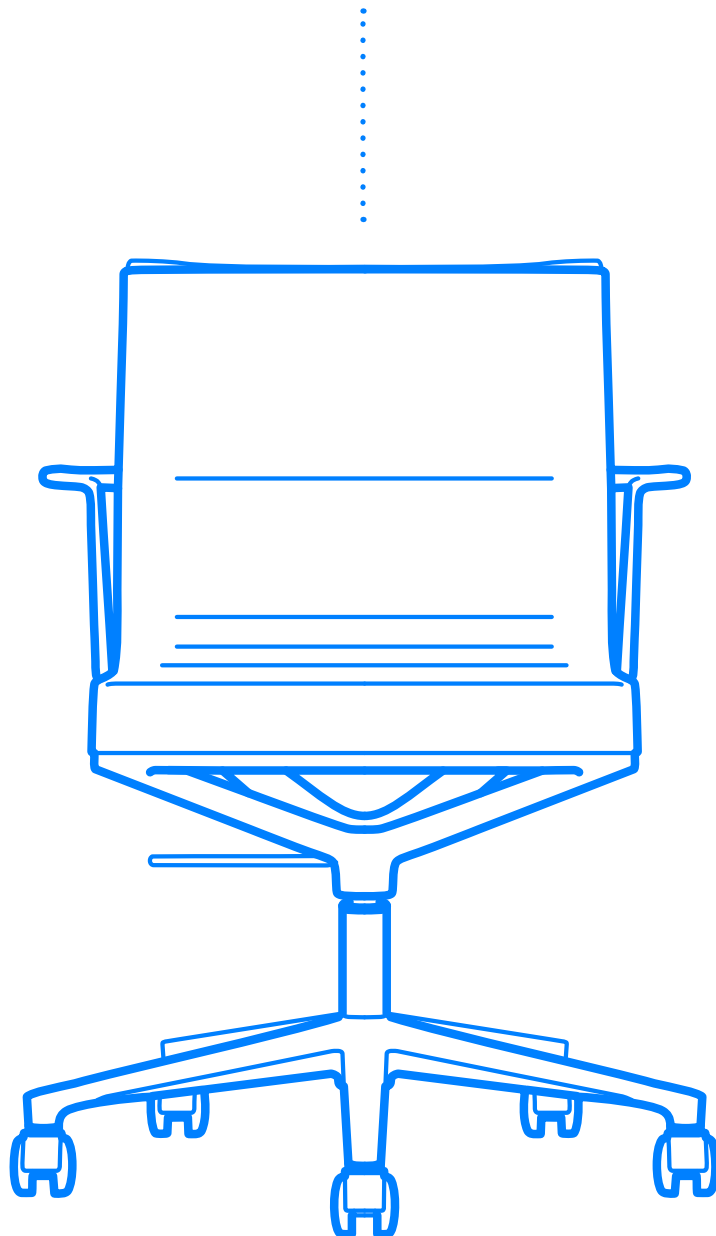
Cat. H | Premium Leather  
(12 colours)



# STICK CHAIR

4/5 star base

---



**ICF**





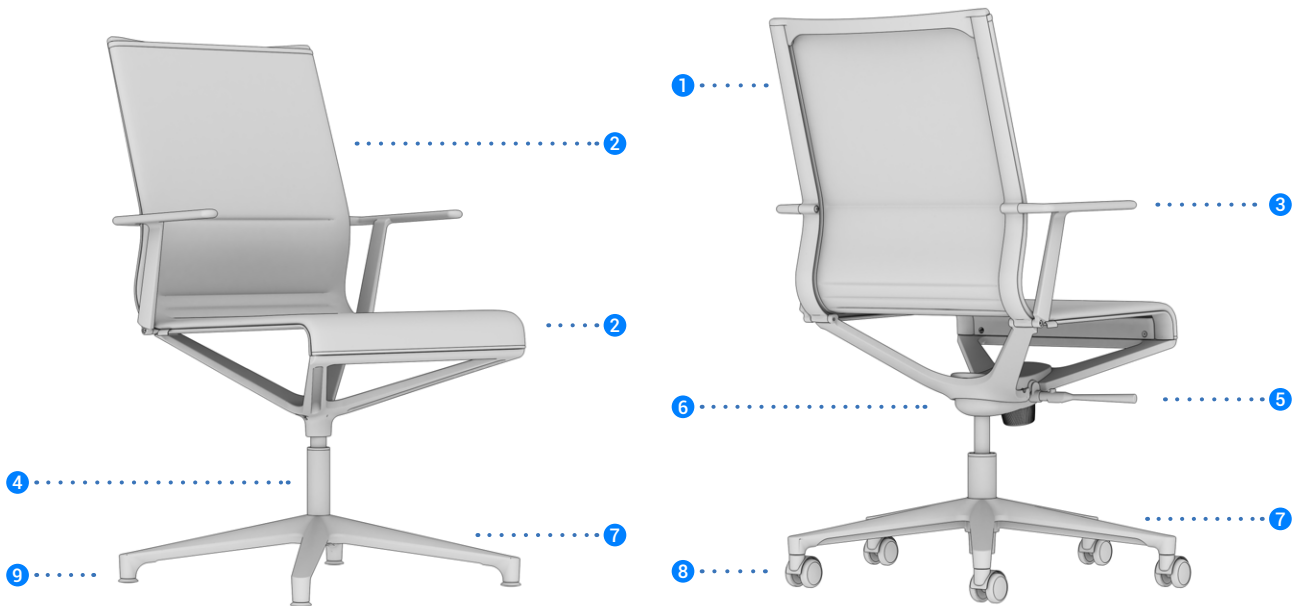
# Design story



The Stick Chair in the 4/5-star base version has been designed to meet the multiple uses that today office and contract spaces requires. In these new scenarios, where seating is used in shared arrangements by multiple users, or with different purpose from one another, even the characteristics of a multipurpose chair must be designed in a transversal manner. Stick Chair can be a functional and flexible task chair, to a classic and comfortable meeting chair or a training room and multipurpose chair.

Die-cast aluminum structure in painted, polished or chromed finish. Available with two backrest heights, with or without armrests. Seat and backrest made of a breathable mesh or upholstered in fabric or leather. Tilting mechanism with advanced tilting-point and multipoint lock lever. Height adjustment with pneumatic gas lift. Four-star base on glides or five-star base on castors.

# Specifications



**1 Structure:** Die-cast aluminum side elements and crosspieces elements fastened together. The resulting frame is a rigid structure able to maintain its shape even under conditions of considerable stress and also functions as a specific support for the elastic mesh and the fabric or leather padding. Available with low or high back and in three different finishes: polished, chromed or painted.

**2 Seat and backrest:** The seat and backrest are made of a single flexible sheet in elastic material, tensioned in suspension on the perimeter structure. The mesh sheet ensures full breathability and thorough air circulation and is available in nylon mesh (single-color - 75% vinyl resin, 25% polyester) or in elastic mesh (two-toned effect - 70% polyester elastomer, 30% polyester). The fabric or leather sheet is pressed onto a central layer of high-resistance technical material and two layers of flexible polyurethane. The leather covering includes an eco-leather back with predetermined color combinations.

**3 Armrests:** Open shaped armrest made of die-cast aluminum with finish depending on the structure and optional plastic cover. The armrests can be dismantled and replaced on site. Available also without armrests.

**4 Swivel auto-return mechanism:** This special mechanism, not adjustable in height, allows the swivel chair to freely rotate and automatically returns it to its original position to keep the position of the meeting chairs always aligned. It is standard on the 4-star base models.

**5 Height adjustment:** Seat height can be adjusted a maximum of 12 cm with a lever. The gaslift complies to EN16955:2017.

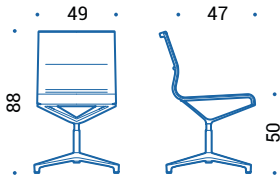
**6 Tilt mechanism:** An intuitive and effective tilt mechanism that instantly follows the user's movements. The particularly forward rotation point reduces pressure on the lower limbs while the chair rocks. The movement of the seat allows up to 13 ° of oscillation. The side knob allows to adapt the resistance of the tilting mechanism to the weight and sitting style of the user. Lever controls integrate the seat height adjustment, allow to lock/unlock the tilting mechanism in 4 positions and activate the backrest safety release.

**7 Base:** Four or five star base made of die-cast aluminum, with a polished, chromed or painted finish depending on the structure. Available with castors or plastic glides.

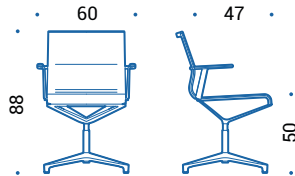
**8 Castors:** In black plastic with soft running surface for use on any type of flooring and a load depending safety brake complies to EN 12529:2001. Castor cover in chromed Zamak or black plastic, depending on the base finish, diam. 50 mm.

**9 Glides:** In black nylon base and soft-plastic glide, diam. 37 mm.

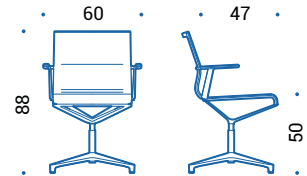
# Dimensions



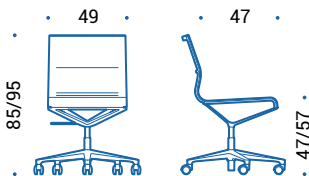
ATK.201 | swivel chair, fixed height, swivel auto-return mechanism, backrest handle in aluminum



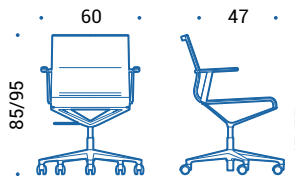
ATK.252 | swivel chair, fixed height, swivel auto-return mechanism, backrest handle and armrests in aluminum



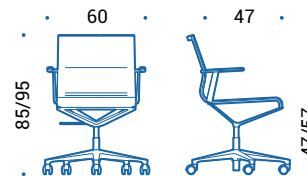
ATK.251 | swivel chair, fixed height, swivel auto-return mechanism, backrest handle and armrests in aluminum with cover in plastic



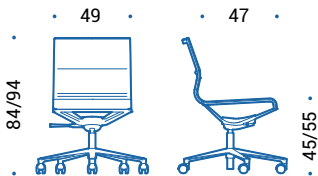
ATK.101 | swivel chair, height adjustable, backrest handle in aluminum



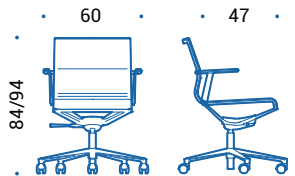
ATK.152 | swivel chair, height adjustable, backrest handle and armrests in aluminum



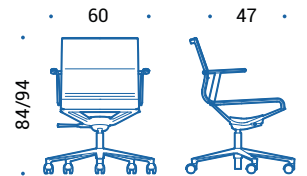
ATK.151 | swivel chair, height adjustable, backrest handle and armrests in aluminum with cover in plastic



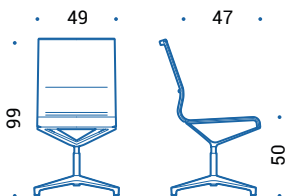
ATK.301T | swivel chair, height adjustable, tilting mechanism, backrest handle in aluminum



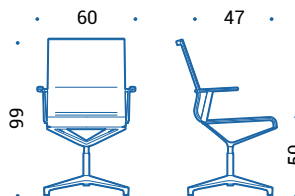
ATK.352T | swivel chair, height adjustable, tilting mechanism, backrest handle and armrests in aluminum



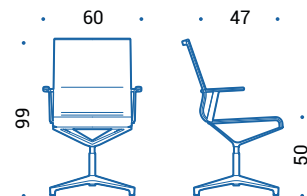
ATK.351T | swivel chair, height adjustable, tilting mechanism, backrest handle and armrests in aluminum with cover in plastic



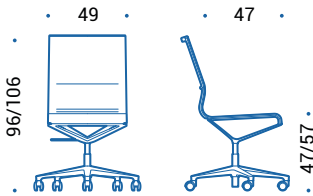
ATK.221 | swivel chair, fixed height, swivel auto-return mechanism, backrest handle in aluminum



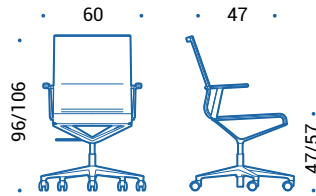
ATK.272 | swivel chair, fixed height, swivel auto-return mechanism, backrest handle and armrests in aluminum



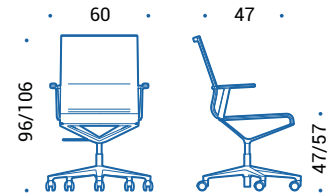
ATK.271 | swivel chair, fixed height, swivel auto-return mechanism, backrest handle and armrests in aluminum with cover in plastic



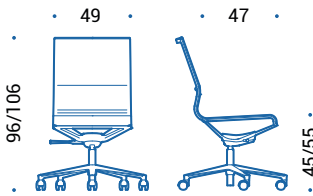
ATK.121 | swivel chair, height adjustable, backrest handle in aluminum



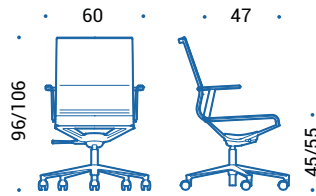
ATK.172 | swivel chair, height adjustable, backrest handle and armrests in aluminum



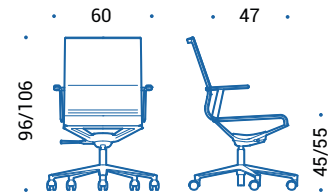
ATK.171 | swivel chair, height adjustable, backrest handle and armrests in aluminum with cover in plastic



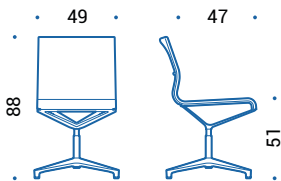
ATK.321T | swivel chair, height adjustable, tilting mechanism, backrest handle in aluminum



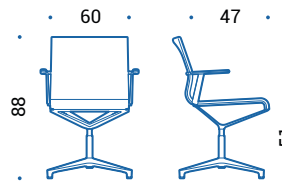
ATK.372T | swivel chair, height adjustable, tilting mechanism, backrest handle and armrests in aluminum



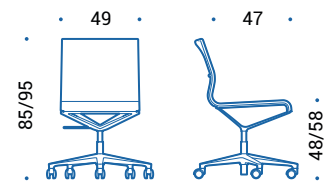
ATK.371T | swivel chair, height adjustable, tilting mechanism, backrest handle and armrests in aluminum with cover in plastic



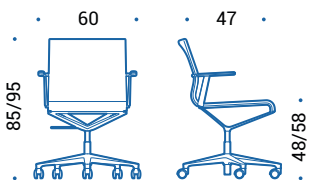
ETK.201 | swivel chair, fixed height, swivel auto-return mechanism



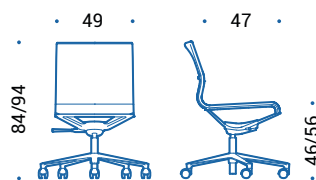
ETK.252 | swivel chair, fixed height, swivel auto-return mechanism, armrests in aluminum



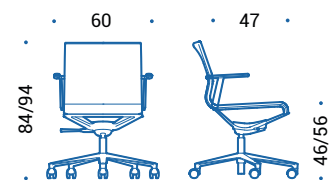
ETK.101 | swivel chair, height adjustable



ETK.152 | swivel chair, height adjustable, armrests in aluminum

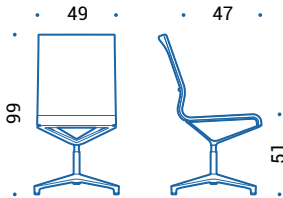


ETK.301T | swivel chair, height adjustable, swivel auto-return mechanism

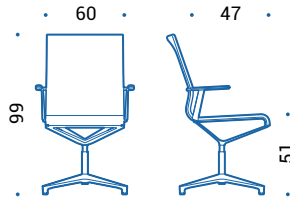


ETK.352T | swivel chair, height adjustable, swivel auto-return mechanism, armrests in aluminum

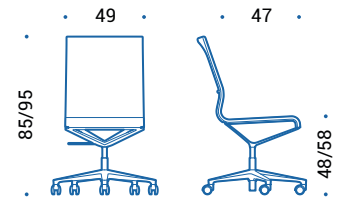




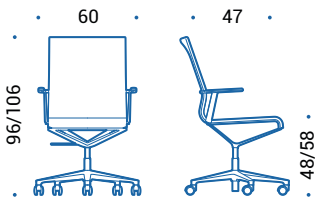
ETK.221 | swivel chair, fixed height, swivel auto-return mechanism



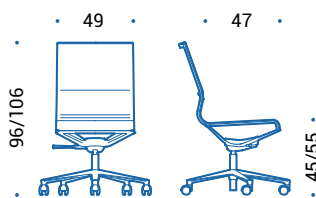
ETK.272 | swivel chair, fixed height, swivel auto-return mechanism, armrests in aluminum



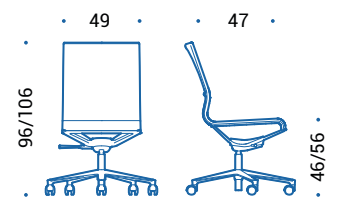
ETK.121 | swivel chair, height adjustable



ETK.172 | swivel chair, height adjustable, armrests in aluminum



ETK.321T | swivel chair, height adjustable, tilting mechanism



ETK.372T | swivel chair, height adjustable, tilting mechanism, armrests in aluminum



# Colours and finishes

## Structure, base and armrests

### Aluminium



47 | Polished



55 | Chromed

### Painted aluminium



115 | Black



100 | White




095 | Grey


### Plastic material



115 | Black




100 | White




095 | Grey

## Upholstery


### Fabric




Cat. B | Atlantic  
(14 colours)




Cat. B | Mini  
(7 colours)




Cat. C | Cura  
(8 colours)




Cat. C | Fame  
(7 colours)




Cat. C | Mini Melange  
(9 colours)



Cat. C | Sealife  
(11 colours)




Cat. C | Step  
(8 colours)




Cat. C | Step Melange  
(8 colours)




Cat. C | Sotega  
(10 colours)



Cat. C | Swing  
(13 colours)




Cat. F | Breeze Fusion  
(7 colours)




Cat. F | Fame Hybrid  
(4 colours)

### Mesh



Cat. N | Mesh  
(6 colours)



Cat. X | Elastic Mesh  
(7 colours)

### Leather



Cat. E | Leather  
(18 colours)




Cat. H | Premium Leather  
(12 colours)



# STICK CHAIR

Quattro

---







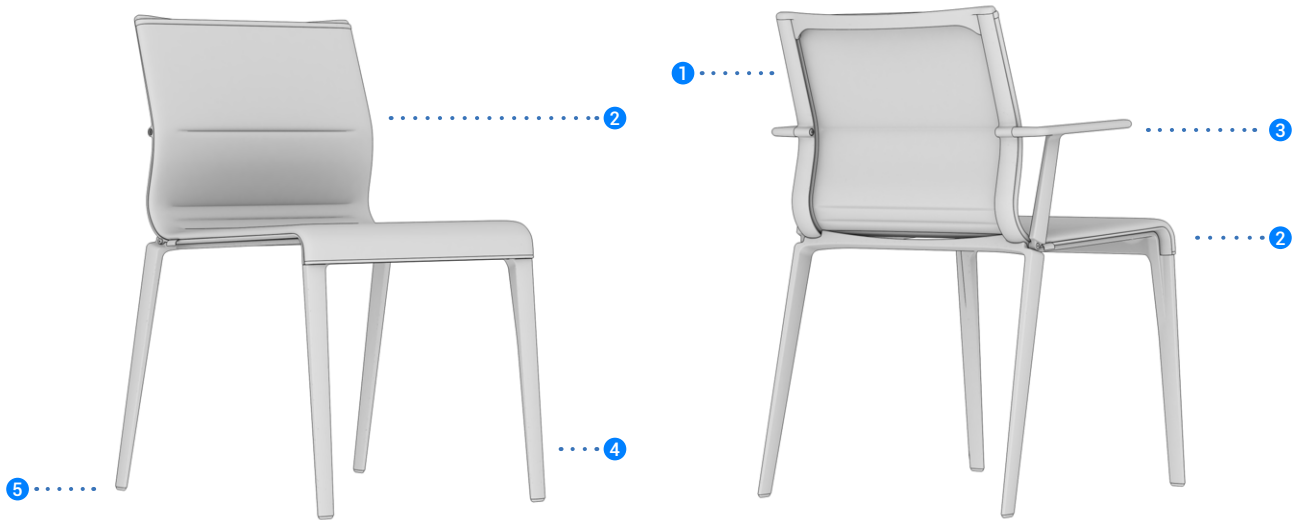
# Design story



With its clean, essential lines, the Stick Chair Quattro presents the perfect combination of features of the modern multi-purpose chair, where practicality and functionality merge together to form a winning look. It retains the more important characteristics of the Stick line, enriched with details that make it particularly elegant. The four-legged aluminum base conveys an image of stability that intensifies thanks to the careful choice of materials.

The frame structure in die-cast aluminum, extremely robust and durable, gives elegance and makes this chair a refined choice for sophisticated representative spaces. The upholstery is made of a characteristic suspension in breathable elastic mesh or covered in fabric or leather and it is available in various colors that contribute to creating a fresh and light but highly professional environment. Stick Chair Quattro is perfect for furnishing meeting rooms, visitor areas, libraries, hotels and conference rooms.

# Specifications



**1 Structure:** Die-cast aluminum side elements and crosspieces elements fastened together. The resulting frame is a rigid structure able to maintain its shape even under conditions of considerable stress and also functions as a specific support for the elastic mesh and the fabric or leather padding. Available with low or high back and in three different finishes: polished, chromed or painted.

**2 Seat and backrest:** The seat and backrest are made of a single flexible sheet in elastic material, tensioned in suspension on the perimeter structure. The mesh sheet ensures full breathability and thorough air circulation and is available in nylon mesh (single-color - 75% vinyl resin, 25% polyester) or in elastic mesh (two-toned effect - 70% polyester elastomer, 30% polyester). The fabric or leather sheet is pressed onto a central layer of high-resistance technical material and two layers of flexible polyurethane. The leather covering includes an eco-leather back with predetermined color combinations.

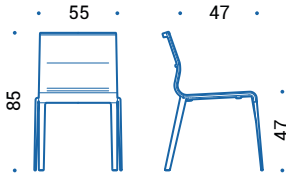
**3 Armrests:** Open shape armrests made of die-cast aluminum with finish depending on the structure and optional plastic cover. The armrests can be dismantled and replaced on site. Available also without armrests.

**4 Base:** Four legs base in die-cast aluminum with polished, chromed or painted finish.

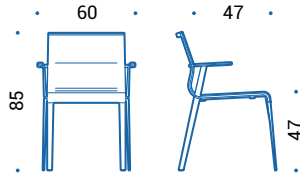
**5 Glides:** In polypropylene.

**Stackability:** Stackable up to 8 pieces with mesh cover and up to 4 pieces with fabric or leather cover.

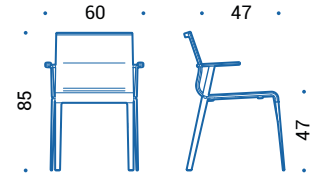
# Dimensions



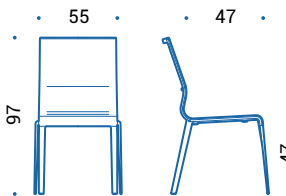
ATK.800 | chair 4 legs, backrest handle in aluminum



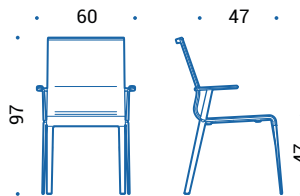
ATK.852 | chair 4 legs, backrest handle and armrests in aluminum



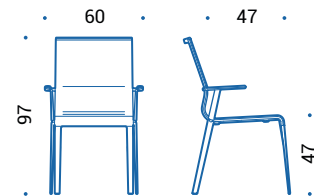
ATK.850 | chair 4 legs, backrest handle and armrests in aluminum with cover in plastic



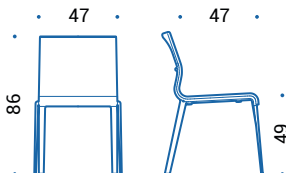
ATK.820 | chair 4 legs, backrest handle in aluminum



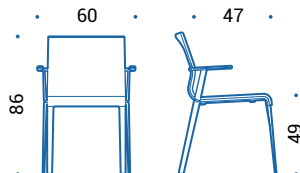
ATK.872 | chair 4 legs, backrest handle and armrests in aluminum



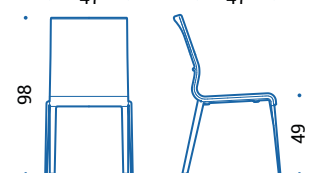
ATK.870 | chair 4 legs, backrest handle and armrests in aluminum with cover in plastic



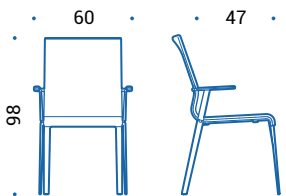
ETK.800 | chair 4 legs



ETK.852 | chair 4 legs, armrests in aluminum



ETK.820 | chair 4 legs



ETK.872 | chair 4 legs, armrests in aluminum

# Colours and finishes

## Structure, base and armrests

### Aluminium



47 | Polished



55 | Chromed

### Painted aluminium



115 | Black



100 | White




095 | Grey


### Plastic material



115 | Black




100 | White




095 | Grey

## Upholstery


### Fabric




Cat. B | Atlantic  
(14 colours)




Cat. B | Mini  
(7 colours)




Cat. C | Cura  
(8 colours)




Cat. C | Fame  
(7 colours)




Cat. C | Mini Melange  
(9 colours)



Cat. C | Sealife  
(11 colours)




Cat. C | Step  
(8 colours)




Cat. C | Step Melange  
(8 colours)




Cat. C | Sotega  
(10 colours)



Cat. C | Swing  
(13 colours)




Cat. F | Breeze Fusion  
(7 colours)




Cat. F | Fame Hybrid  
(4 colours)

### Mesh



Cat. N | Mesh  
(6 colours)



Cat. X | Elastic Mesh  
(7 colours)

### Leather



Cat. E | Leather  
(18 colours)



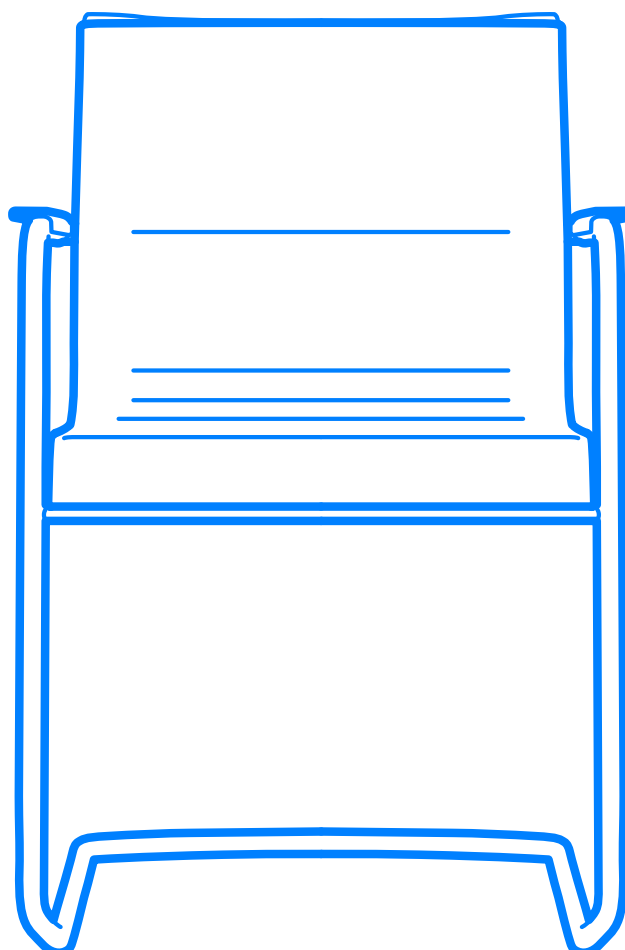
Cat. H | Premium Leather  
(12 colours)



# STICK CHAIR

Cantilever

---



**ICF**



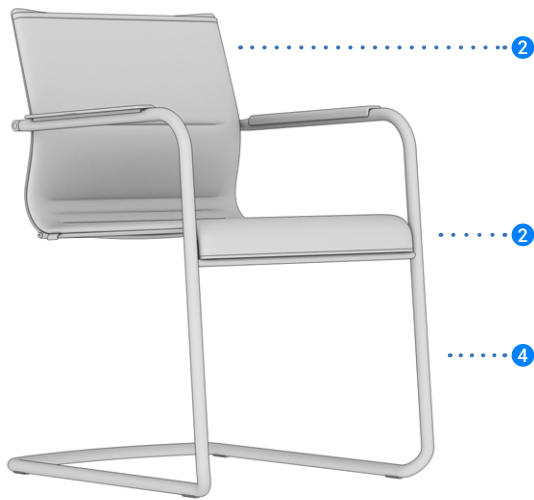
# Design story



The cantilever Stick Chair model is defined by its classic, essential and elegant design, with a clearly international attitude and specific attention to comfort. Ideal as visitor's chair and for meeting and conference rooms, it combines innovative materials and high quality details.

The cantilever model base has a flexible tubular steel structure that allows little swinging movements and that is a damping device itself. Together with the elasticity of the monoframe upholstery, in mesh or fabric or leather, it adds additional comfort. Stick cantilever can be easily stacked and the weight of the stacked chairs is unloaded through the specially designed armrests covers. It can be stacked up to 5 units.

# Specifications



**1 Structure:** Die-cast aluminum side elements and crosspieces elements fixed together. The resulting frame is a rigid structure able to maintain its shape even under conditions of considerable stress and also functions as a specific support for the elastic mesh and the fabric or leather padding. Available with low or high back and in three different finishes: polished, chromed or painted.

**2 Seat and backrest:** The seat and backrest are made of a single flexible sheet in elastic material, tensioned in suspension on the perimeter structure. The mesh sheet ensures full breathability and thorough air circulation and is available in nylon mesh (single-color - 75% vinyl resin, 25% polyester) or in elastic mesh (two-toned effect - 70% polyester elastomer, 30% polyester). The fabric or leather sheet is pressed onto a central layer of high-resistance technical material and two layers of flexible polyurethane.

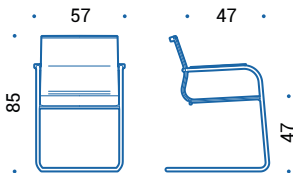
**3 Armrests:** The plastic armrest have rounded edges and are fixed to base tubular section. Finish depending on the structure. Optional leather armrest covers.

**4 Base:** Cantilever base in tubular steel with chromed or painted finish, diameter 20 mm.

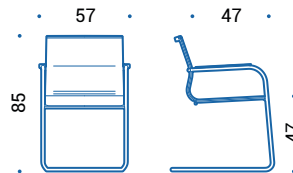
**Stackability:** Stackable up to 5.



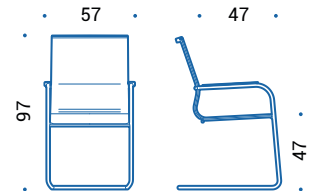
# Dimensions



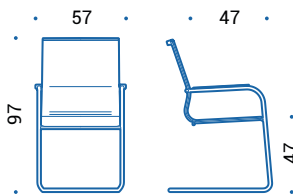
ATK.710 | chair on cantilever, non stackable version, backrest handle in aluminum



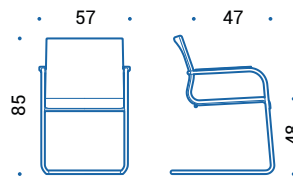
ATK.700 | chair on cantilever, stackable version, backrest handle in aluminum



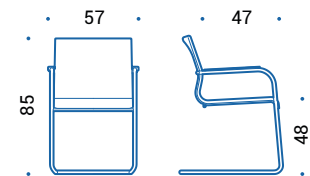
ATK.730 | chair on cantilever, non stackable version, backrest handle in aluminum



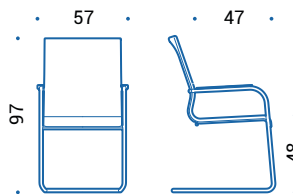
ATK.720 | chair on cantilever, stackable version, backrest handle in aluminum



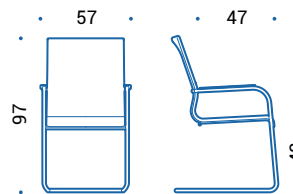
ETK.710 | chair on cantilever, non stackable version



ETK.700 | chair on cantilever, stackable version



ETK.730 | chair on cantilever, non stackable version



ETK.720 | chair on cantilever, stackable version

# Colours and finishes

## Structure, base and armrests

### Steel/Aluminium



55 | Chromed

### Painted steel/aluminium



115 | Black



100 | White



095 | Grey

### Plastic material



115 | Black




100 | White




095 | Grey

## Upholstery


### Fabric




Cat. B | Atlantic  
(14 colours)




Cat. B | Mini  
(7 colours)




Cat. C | Cura  
(8 colours)




Cat. C | Fame  
(7 colours)




Cat. C | Mini Melange  
(9 colours)



Cat. C | Sealife  
(11 colours)




Cat. C | Step  
(8 colours)




Cat. C | Step Melange  
(8 colours)




Cat. C | Sotega  
(10 colours)



Cat. C | Swing  
(13 colours)




Cat. F | Breeze Fusion  
(7 colours)




Cat. F | Fame Hybrid  
(4 colours)

### Mesh



Cat. N | Mesh  
(6 colours)



Cat. X | Elastic Mesh  
(7 colours)

### Leather



Cat. E | Leather  
(18 colours)



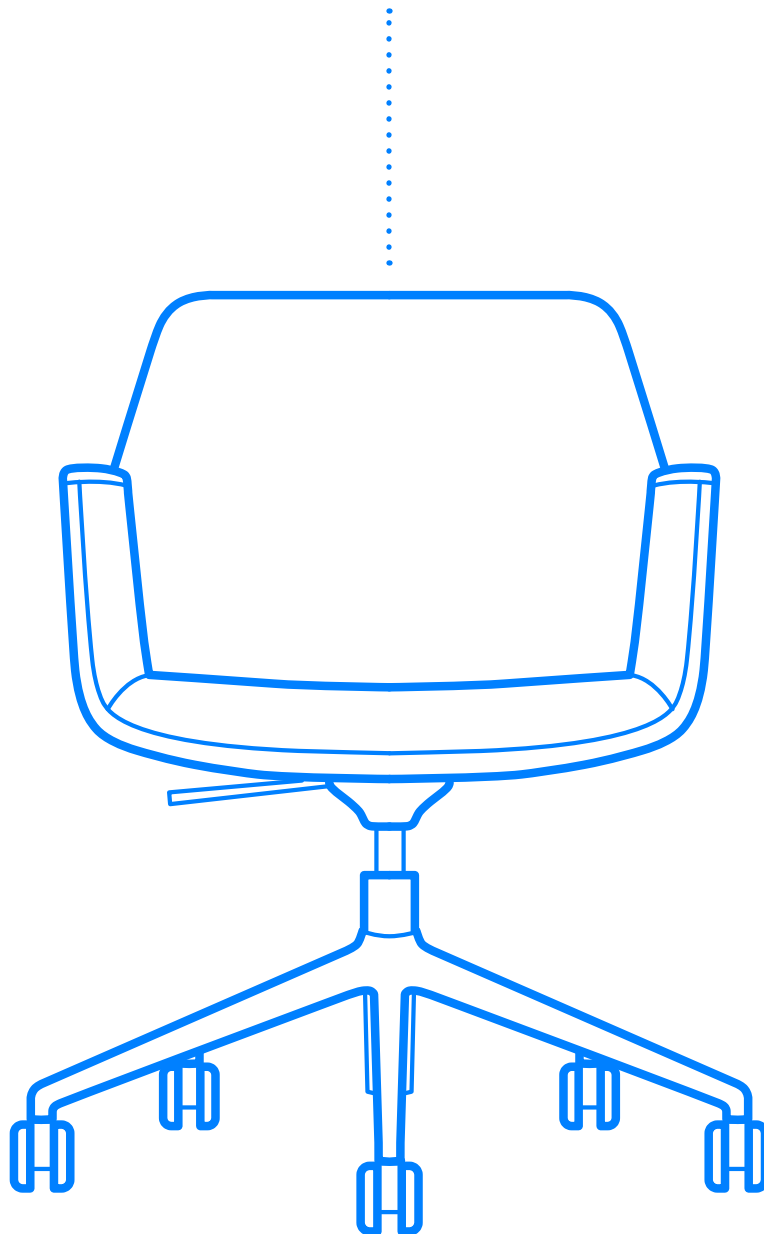
Cat. H | Premium Leather  
(12 colours)



# ALBA CHAIR

4/5 star base

---



**ICF**



# Design story



Alba is an elegant, fully upholstered chair designed to satisfy a multitude of applications in any office and meeting space, conference and hospitality areas. Its originality lies in the perfectly balanced proportions, supported by a careful construction technique. Everything is designed through details: an ideal and balanced mix that makes this armchair the utmost expression of versatility.

The Alba structure is outlined by a characteristic continuous double stitching that emphasized the perimeter, further highlighted by the soft polyurethane padding that makes Alba a pleasantly comfortable chair. The collection is available in three back heights, die cast aluminum base four strokes with glides or five strokes with castors and in a wide range of finishes that allow to satisfy various customization needs.

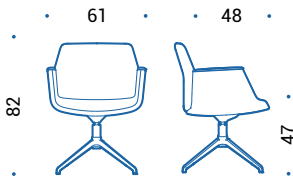
# Specifications



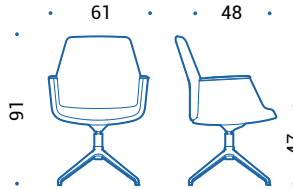
- 1 **Structure:** The excellent quality of the seat is guaranteed by a frame composed of a series of steel tubulars that form a rigid structure able to maintain its shape even under conditions of considerable stress. The cold-foamed polyurethane padding with variable thicknesses provides uniform comfort over the entire width of the seat, supporting and distributing the weight of the body. Available in three backrest heights.
- 2 **Seat and backrest:** The fabric or leather upholstery covers the entire structure. A characteristic continuous stitching emphasizes the perimeter of the chair and is available, on request, with a contrasting color for a personalization of the body.
- 3 **Armrests:** Closed shape, they are integrated into the seat structure and are padded with polyurethane foam. The support part of the armrest is made of soft integral polyurethane which makes the finish of the armchair pleasantly comfortable and increases the durability of the product.
- 4 **Swivel mechanism:** Multidirectional swivel movement.
- 5 **Height adjustment:** Seat height can be adjusted a maximum of 12 cm with a lever. The gaslift complies to EN16955:2017.

- 6 **Tilt mechanism:** An intuitive and effective tilt mechanism that instantly follows the user's movements. The particularly forward rotation point reduces pressure on the lower limbs while the chair rocks. The movement of the seat allows up to 16° of oscillation. The side knob allows to adapt the resistance of the tilting mechanism to the weight and sitting style of the user. Lever controls integrate the seat height adjustment, allow to lock/unlock the tilting mechanism in 5 positions and activate the backrest safety release.
- 7 **Base:** Four or five star base made of die-cast aluminum, with a polished, chromed or painted finish depending on the structure. Available with castors or plastic glides.
- 8 **Castors:** In black plastic with soft running surface for use on any type of flooring and a load depending safety brake complies to EN 12529:2001. Diam. 60 mm.
- 9 **Glides:** In black nylon base and soft-plastic glide, diam. 37 mm, with central felt element on request.

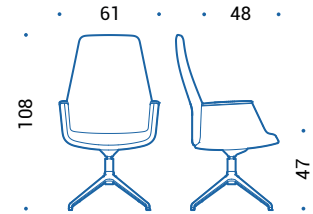
# Dimensions



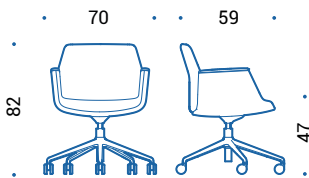
ALB.240 | swivel chair, fixed height



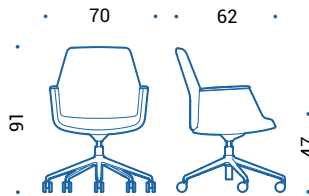
ALB.250 | swivel chair, fixed height



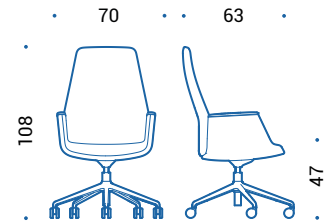
ALB.260 | swivel chair, fixed height



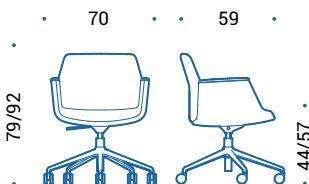
ALB.140 | swivel chair, fixed height



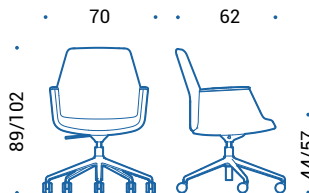
ALB.150 | swivel chair, fixed height



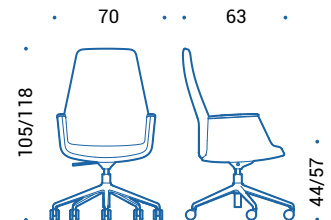
ALB.160 | swivel chair, fixed height



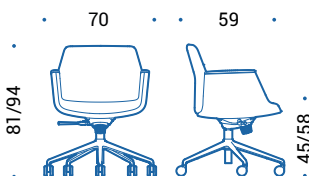
ALB.141 | swivel chair, height adjustable



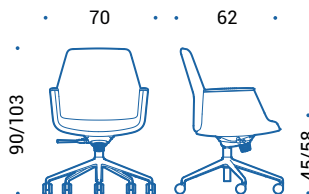
ALB.151 | swivel chair, height adjustable



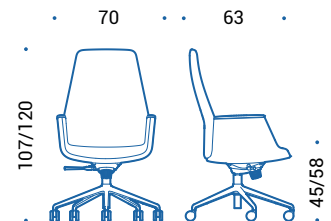
ALB.161 | swivel chair, height adjustable



ALB.340 | swivel chair, height adjustable, tilting mechanism



ALB.350 | swivel chair, height adjustable, tilting mechanism



ALB.360 | swivel chair, height adjustable, tilting mechanism

# Colours and finishes

## Structure and base

### Aluminium



47 | Polished



55 | Chromed


### Painted Aluminium




115 | Black

## Upholstery


### Fabric




Cat. B | Atlantic  
(14 colours)




Cat. B | Mini  
(7 colours)




Cat. C | Cura  
(8 colours)




Cat. C | Fame  
(7 colours)




Cat. C | Mini Melange  
(9 colours)



Cat. C | Sealife  
(11 colours)




Cat. C | Step  
(8 colours)




Cat. C | Step Melange  
(8 colours)




Cat. C | Sotega  
(10 colours)



Cat. C | Swing  
(13 colours)



Cat. F | Breeze Fusion  
(7 colours)



Cat. F | Fame Hybrid  
(4 colours)

### Leather



Cat. E | Leather  
(18 colours)



Cat. H | Premium Leather  
(12 colours)






# ALBA CHAIR

Quattro

---





# Design story



Alba is an elegant, fully upholstered chair designed to satisfy a multitude of applications in any office and meeting space, conference and hospitality areas. Its originality lies in the perfectly balanced proportions, supported by a careful construction technique. Everything is designed through details: an ideal and balanced mix that makes this armchair the utmost expression of versatility.

The Alba structure is outlined by a characteristic continuous stitching that emphasized the perimeter, further highlighted by the soft polyurethane padding that makes Alba a pleasantly comfortable chair. The collection is available in two back heights, a tubular base with glides, and in a wide range of finishes that allow to satisfy various customization needs.

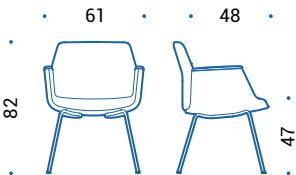
# Specifications



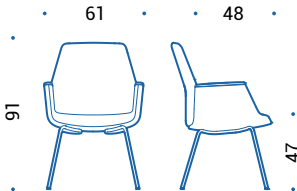
- 1 **Structure:** The excellent quality of the seat is guaranteed by a frame composed of a series of steel tubulars that form a rigid structure able to maintain its shape even under conditions of considerable stress. The cold-foamed polyurethane padding with variable thicknesses provides uniform comfort over the entire width of the seat, supporting and distributing the weight of the body. Available in two backrest heights.
- 2 **Seat and backrest:** The fabric or leather upholstery covers the entire structure. A characteristic continuous stitching emphasizes the perimeter of the chair and is available, on request, with a contrasting color for a personalization of the body.

- 3 **Armrests:** Closed shape, they are integrated into the seat structure and are padded with polyurethane foam. The support part of the armrest is made of soft integral polyurethane which makes the finish of the armchair pleasantly comfortable and increases the durability of the product.
- 4 **Base:** Tubular steel legs fixed to a partially visible sheet metal structure. Chromed or painted finish.
- 5 **Glides:** In black nylon base and soft-plastic glide, diam. 18 mm.

# Dimensions



ALB.440 | 4 legs chair



ALB.450 | 4 legs chair

# Colours and finishes

## Structure and base

### Steel




55 | Chromed

### Painted steel



115 | Black




100 | White




095 | Grey

## Upholstery


### Fabric




Cat. B | Atlantic  
(14 colours)




Cat. B | Mini  
(7 colours)




Cat. C | Cura  
(8 colours)




Cat. C | Fame  
(7 colours)




Cat. C | Mini Melange  
(9 colours)



Cat. C | Sealife  
(11 colours)




Cat. C | Step  
(8 colours)




Cat. C | Step Melange  
(8 colours)




Cat. C | Sotega  
(10 colours)



Cat. C | Swing  
(13 colours)



Cat. F | Breeze Fusion  
(7 colours)



Cat. F | Fame Hybrid  
(4 colours)

### Leather



Cat. E | Leather  
(18 colours)




Cat. H | Premium Leather  
(12 colours)



# ALBA CHAIR

4 legs wood

---







# Design story



Alba is an elegant, fully upholstered chair designed to satisfy a multitude of applications in any office and meeting space, conference and hospitality areas. Its originality lies in the perfectly balanced proportions, supported by a careful construction technique. Everything is designed through details: an ideal and balanced mix that makes this armchair the utmost expression of versatility.

The Alba structure is outlined by a characteristic continuous stitching that emphasized the perimeter, further highlighted by the soft polyurethane padding that makes Alba a pleasantly comfortable chair. The collection is available in two back heights, a solid wood base with glides and in a wide range of finishes that allow to satisfy various customization needs.



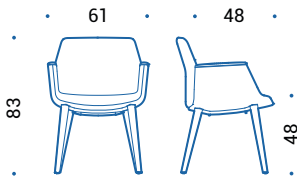
# Specifications



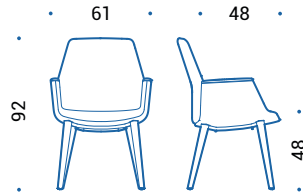
- 1 **Structure:** The excellent quality of the seat is guaranteed by a frame composed of a series of steel tubulars that form a rigid structure able to maintain its shape even under conditions of considerable stress. The cold-foamed polyurethane padding with variable thicknesses provides uniform comfort over the entire width of the seat, supporting and distributing the weight of the body. Available in two backrest heights.
- 2 **Seat and backrest:** The fabric or leather upholstery covers the entire structure. A characteristic continuous stitching emphasizes the perimeter of the chair and is available, on request, with a contrasting color for a personalization of the body.

- 3 **Armrests:** Closed shape, they are integrated into the seat structure and are padded with polyurethane foam. The support part of the armrest is made of soft integral polyurethane which makes the finish of the armchair pleasantly comfortable and increases the durability of the product.
- 4 **Base:** Solid wood legs fixed to a partially visible sheet metal structure. Available in American black walnut or ash with natural finish.
- 5 **Glides:** In black polypropylene, diam. 14 mm, integrated in the wooden legs.

# Dimensions



ALB.040 | 4 legs chair, base in solid wood




ALB.050 | 4 legs chair, base in solid wood

# Colours and finishes

## Structure and base

### Veneer




043 | American black walnut




075 | Natural ash

## Upholstery


### Fabric




Cat. B | Atlantic  
(14 colours)




Cat. B | Mini  
(7 colours)




Cat. C | Cura  
(8 colours)



Cat. C | Fame  
(7 colours)




Cat. C | Mini Melange  
(9 colours)



Cat. C | Sealife  
(11 colours)




Cat. C | Step  
(8 colours)




Cat. C | Step Melange  
(8 colours)




Cat. C | Sotega  
(10 colours)



Cat. C | Swing  
(13 colours)



Cat. F | Breeze Fusion  
(7 colours)



Cat. F | Fame Hybrid  
(4 colours)

### Leather



Cat. E | Leather  
(18 colours)




Cat. H | Premium Leather  
(12 colours)



# ALBA CHAIR

Skid base

---





# Design story



Alba is an elegant, fully upholstered chair designed to satisfy a multitude of applications in any office and meeting space, conference and hospitality areas. Its originality lies in the perfectly balanced proportions, supported by a careful construction technique. Everything is designed through details: an ideal and balanced mix that makes this armchair the utmost expression of versatility.

The Alba structure is outlined by a characteristic continuous stitching that emphasized the perimeter, further highlighted by the soft polyurethane padding that makes Alba a pleasantly comfortable chair. The collection is available in two back heights, a tubular base with glides, and in a wide range of finishes that allow to satisfy various customization needs.

# Specifications

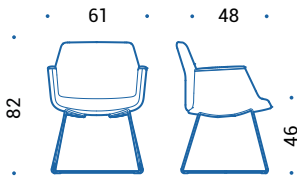


- 1 **Structure:** The excellent quality of the seat is guaranteed by a frame composed of a series of steel tubulars that form a rigid structure able to maintain its shape even under conditions of considerable stress. The cold-foamed polyurethane padding with variable thicknesses provides uniform comfort over the entire width of the seat, supporting and distributing the weight of the body. Available in two backrest heights.
- 2 **Seat and backrest:** The fabric or leather upholstery covers the entire structure. A characteristic continuous stitching emphasizes the perimeter of the chair and is available, on request, with a contrasting color for a personalization of the body.

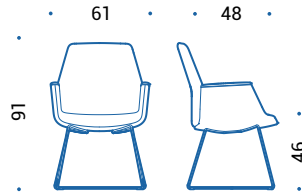
- 3 **Armrests:** Closed shape, they are integrated into the seat structure and are padded with polyurethane foam. The support part of the armrest is made of soft integral polyurethane which makes the finish of the armchair pleasantly comfortable and increases the durability of the product.
- 4 **Base:** Steel rod, diam. 11 mm, welded on a bearing plate with chromed or painted finish.
- 5 **Glides:** In black nylon base and oval shaped. Felt ends on request.



# Dimensions



ALB.540 | chair on skid base



ALB.550 | chair on skid base

# Colours and finishes

## Structure and base

### Steel




55 | Chromed

### Painted steel



115 | Black




100 | White




095 | Grey

## Upholstery


### Fabric




Cat. B | Atlantic  
(14 colours)




Cat. B | Mini  
(7 colours)




Cat. C | Cura  
(8 colours)




Cat. C | Fame  
(7 colours)




Cat. C | Mini Melange  
(9 colours)



Cat. C | Sealife  
(11 colours)




Cat. C | Step  
(8 colours)




Cat. C | Step Melange  
(8 colours)




Cat. C | Sotega  
(10 colours)



Cat. C | Swing  
(13 colours)



Cat. F | Breeze Fusion  
(7 colours)



Cat. F | Fame Hybrid  
(4 colours)

### Leather



Cat. E | Leather  
(18 colours)



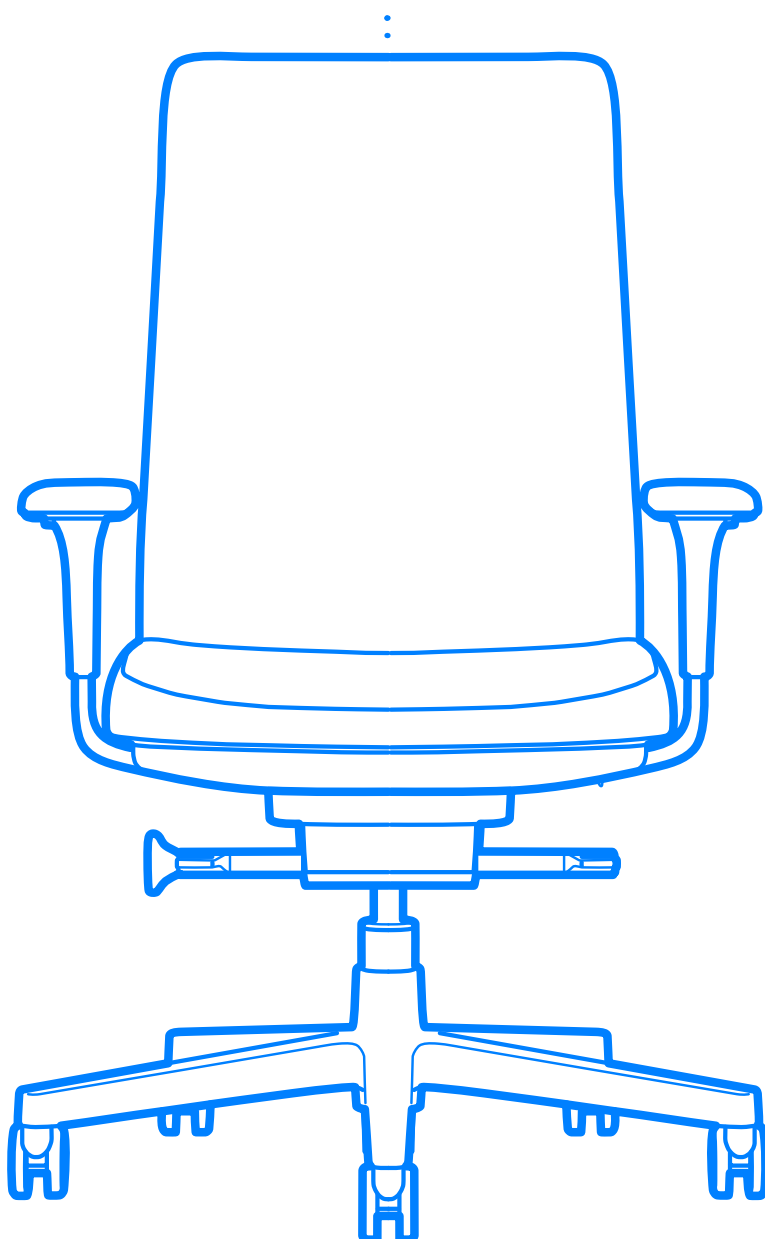
Cat. H | Premium Leather  
(12 colours)



# PYLA CHAIR

5 star base

---



**ICF**



# Design story



Pyla Chair is the combined result of engineering skill, quality and experience. It unites ergonomic functionality with technical elegance. The sinuous and dynamic shape of the load-bearing structure in die-cast aluminum gives the chair a characterizing appearance, while the thin plastic frame of the backrest upholstery give a sense of lightness and functionality. Pyla Chair strictly adheres to functional requirements and eschews structurally superfluous elements.

The die-cast aluminum structure supports the back shell, fixes the 4D adjustable armrests and supports the sliding of the adjustable lumbar support. The structure is connected to the synchronized tilting mechanism and transmits the geometry of the movement to the back and seat. The backrest is covered in mesh, fabric or leather. Available on five-star base on castors.

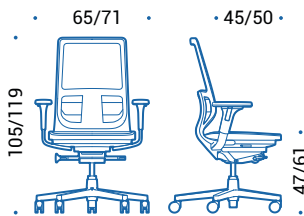
# Specifications



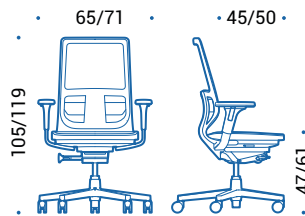
- 1 **Supporting structure:** The rear structure in die-cast aluminum ensures maximum torsional strength, supports the backrest shell, fixes the armrests and transmits the movement geometry to the backrest and seat. Available in three different finishes: polished, chromed or painted.
- 2 **Backrest in mesh:** Frame with techno-polymer structure upholstered with a load-bearing and flexible mesh. 3D mesh sheet (single-colour - 100% polyester) or in elastic mesh (two-toned effect - 70% polyester elastomer, 30% polyester). The mesh sheet ensures full breathability and thorough air circulation.
- 3 **Backrest in fabric:** Frame with techno-polymer structure upholstered in fabric or leather. The sheet has a series of characteristic horizontal stripes and it is suspended in order to distribute the body weight optimally. The leather covering includes an eco-leather back with predetermined colour combinations.
- 4 **Soft backrest:** The frame is entirely covered in fabric or leather to increase the feeling of comfort while maintaining the characteristics of breathability and elasticity.
- 5 **Seat cushion:** Seat cushion in cold moulded polyurethane foam, thickness 55 mm, with structural insert in poly-propylene. Upholstered in fabric or leather. The foam is approved in class 1IM and complies with all safety and comfort standards.
- 6 **Lumbar support:** Made of plastic material, it automatically increases the tension of the sheet allowing to improve the support of the spine. Adjustable in height with a stroke of 6 cm.

- 7 **Armrests:** 4D armrests are adjustable in height, depth, width and inclination. The support pads of the armrests are made of integral polyurethane. The armrest support is made of polished or chromed die-cast aluminum or polyamide.
- 8 **Depth of the seat:** The seat depth adjustment is easily activated in seated position by means of an intuitive lever with 6 cm adjustment range.
- 9 **Height adjustment:** Seat height can be adjusted a maximum of 12 cm with a lever. The gaslift complies to EN16955:2017.
- 10 **Synchronised tilting mechanism:** Synchronised tilting mechanism with knob which allows to adapt the resistance of the tilting mechanism to the weight and sitting style of the user. The backrest can be locked vertically and in four intermediate positions.
- 11 **Auto-fit swing mechanism:** Synchronized mechanism with "auto-fit" system for automatic adjustment of the backrest resistance based on the weight of the user. Additional knob for the comfort tension adjustment according to individual preferences. Optional forward adjustment.
- 12 **Base:** Five star base made of die-cast aluminum, with a polished, chromed or painted finish depending on the structure or polyamide dyed in black or light grey. Available in stool version with footring.
- 13 **Castors:** In black plastic with soft running surface for use on any type of flooring and a load depending safety brake complies to EN 12529:2001. Diam. 50 mm.

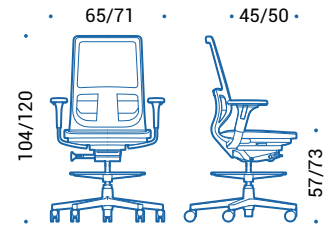
# Dimensions



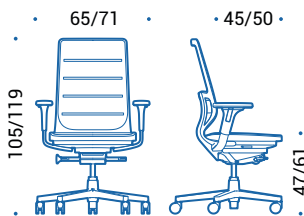
PM.256 | swivel chair, height adjustable, synchro tilting mechanism, adjustable lumbar support



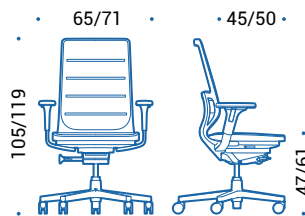
PMA.256 | swivel chair, height adjustable, synchro tilting mechanism auto-fit, adjustable lumbar support



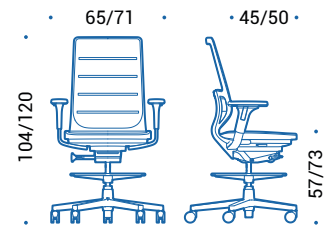
SMA.256 | swivel stool, height adjustable, synchro tilting mechanism auto-fit, adjustable lumbar support



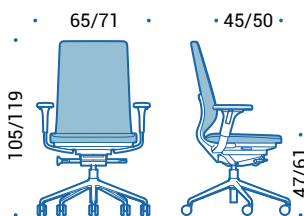
PF.256 | swivel chair, height adjustable, synchro tilting mechanism, adjustable lumbar support



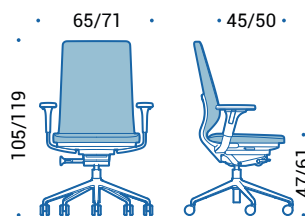
PFA.256 | swivel chair, height adjustable, synchro tilting mechanism auto-fit, adjustable lumbar support



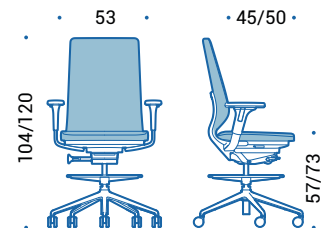
SFA.256 | swivel stool, height adjustable, synchro tilting mechanism auto-fit, adjustable lumbar support



PS.256 | swivel chair, height adjustable, synchro tilting mechanism, adjustable lumbar support



PSA.256 | swivel chair, height adjustable, synchro tilting mechanism auto-fit, adjustable lumbar support



SMSA.256 | swivel stool, height adjustable, synchro tilting mechanism auto-fit, adjustable lumbar support

# Colours and finishes

## Structure, base and frame

### Aluminium



47 | Polished



55 | Chromed

### Painted aluminium



115 | Black



095 | Grey



100 | White

### Plastic material



115 | Black




095 | Grey




100 | White

## Upholstery


### Fabric




Cat. B | Atlantic  
(14 colours)




Cat. B | Mini  
(7 colours)




Cat. C | Cura  
(8 colours)




Cat. C | Fame  
(7 colours)




Cat. C | Mini Melange  
(9 colours)



Cat. C | Sealife  
(11 colours)




Cat. C | Step  
(8 colours)




Cat. C | Step Melange  
(8 colours)




Cat. C | Sotega  
(10 colours)



Cat. C | Swing  
(13 colours)




Cat. F | Breeze Fusion  
(7 colours)




Cat. F | Fame Hybrid  
(4 colours)

### Mesh



Cat. X | Rhythm  
(9 colours)



Cat. X | Elastic Mesh  
(7 colours)

### Leather



Cat. E | Leather  
(18 colours)

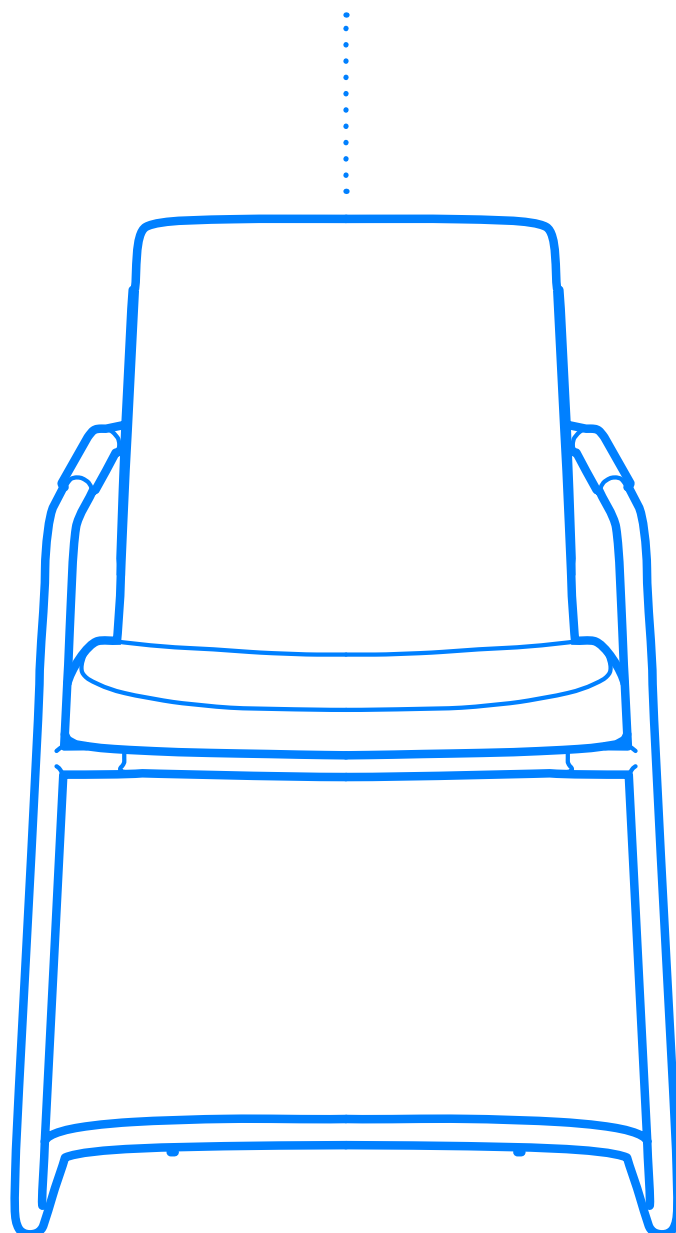




# PYLA CHAIR

Cantilever

---





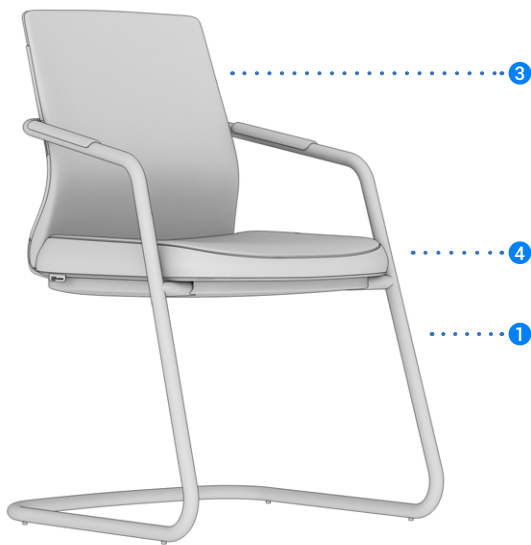
# Design story



Pyla Cantilever is characterized by the ductility of its base that accompanies sitting with a gentle swing. The care dedicated to the choice of materials and the combination of neutral and vibrant colors balances the characteristics of linear design, making Pyla Cantilever a chair that is well suited to any modern interior.

Pyla Cantilever has a flexible tubular steel structure, with a chromed or painted finish. The structure supports the backrest, specially designed to actively support the seat and promote movement. The seat and backrest are covered with a soft fabric or leather cushion.

# Specifications



**1 Structure and base:** The Cantilever model is designed as a chair for visitors, meetings and conferences. The design integrates the armrests into the tubular steel structure with a round section and gives a domestic and relaxing appearance. The flexibility of the structure offers additional comfort by absorbing the dynamic force when sitting down. The metal tubes are integrated with the armrests and seem to continue directly in the structure of the frame, thus forming a perfect integration and continuity of the design.

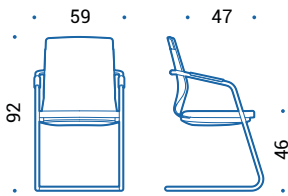
**2 Backrest frame:** The backrest is made of a partially covered techno-polymer shell. Internal counterframe with flexible slats on which a padded cushion in cold foamed polyurethane and the external covering in fabric or leather are fixed.

**3 Backrest upholstery:** The backrest is partially covered with a cold-foamed polyurethane cushion upholstered in fabric or leather. The foam is approved in class 1IM and complies with all safety and comfort standards. The anatomical shape with a slight depression in the central part automatically adapts to the weight and conformation of any user. The fabric or leather upholstery has excellent breathability and adds a pleasant feeling of comfort.

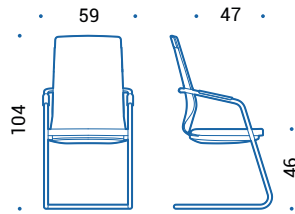
**4 Seat cushion:** The cushion consists in a cold-foamed polyurethane, thickness 55 m, with structural insert in polypropylene. Upholstered in fabric or leather. The foam is approved in class 1IM and complies with all safety and comfort standards.

**5 Armrests:** The plastic armrest have rounded edges and are fixed to base tubular section.

# Dimensions



PC.264 | chair on cantilever



PC.266 | chair on cantilever

# Colours and finishes

## Base and frame

### Steel



55 | Chromed

### Plastic material




115 | Black




095 | Grey

## Upholstery


### Fabric




Cat. B | Atlantic  
(14 colours)




Cat. B | Mini  
(7 colours)




Cat. C | Cura  
(8 colours)




Cat. C | Fame  
(7 colours)




Cat. C | Mini Melange  
(9 colours)



Cat. C | Sealife  
(11 colours)




Cat. C | Step  
(8 colours)




Cat. C | Step Melange  
(8 colours)




Cat. C | Sotega  
(10 colours)



Cat. C | Swing  
(13 colours)



Cat. F | Breeze Fusion  
(7 colours)



Cat. F | Fame Hybrid  
(4 colours)

### Leather




Cat. E | Leather  
(18 colours)



# PYLA CHAIR

Quattro

---







## Design story

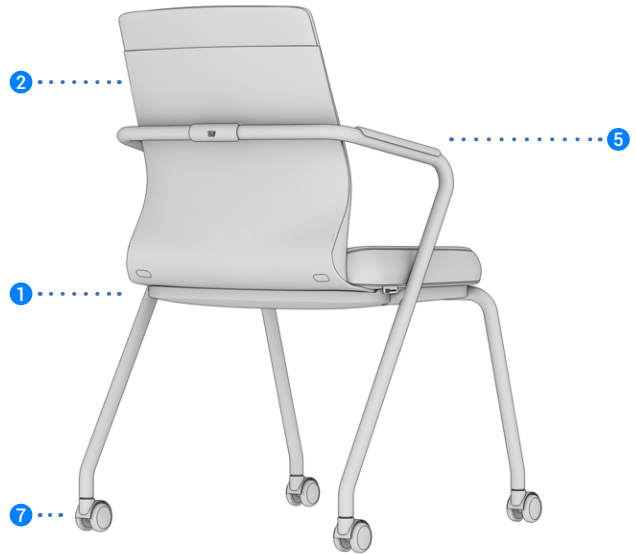
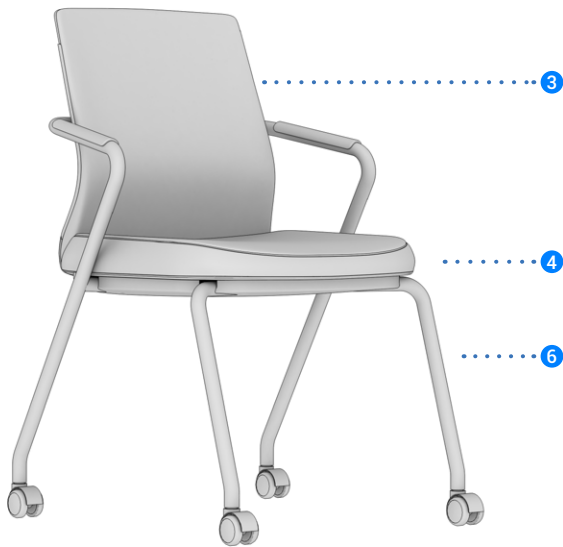


Pyla Quattro is a multipurpose chair designed to be as simple as effective and efficient. Sober in its shapes and fluid in its lines, Pyla Quattro is a particularly comfortable chair that avoids structurally superfluous elements in favor of an agile and easy-to-use structure.

The structure consists of a metal tubular that supports the backrest and ends with a four-legs base with wheels. The backrest and seat are covered with a soft cushion upholstered with a sheet of highly breathable fabric or leather.



# Specifications



**1 Structure:** The body is made in thermoplastic material, available in 2 colors: grey or black.

**2 Backrest frame:** The backrest is made of a partially covered techno-polymer shell. Internal counterframe with flexible slats on which a padded cushion in cold foamed polyurethane and the external covering in fabric or leather are fixed.

**3 Backrest upholstery:** The backrest is partially covered with a cold-foamed polyurethane cushion upholstered in fabric or leather. The foam is approved in class 11M and complies with all safety and comfort standards. The anatomical shape with a slight depression in the central part automatically adapts to the weight and conformation of any user. The fabric or leather upholstery has excellent breathability and adds a pleasant feeling of comfort.

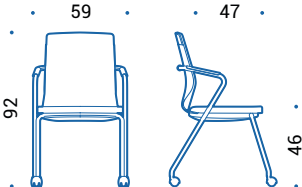
**4 Seat cushion:** The cushion consists in a cold-foamed polyurethane, thickness 55 m, with structural insert in polypropylene. Upholstered in fabric or leather. The foam is approved in class 11M and complies with all safety and comfort standards.

**5 Armrests:** Plastic armrests with rounded edges are fastened to the tubular base structure.

**6 Base:** The 4-legged base is made in chromed tubular steel with castors.

**7 Castors:** In black plastic with soft running surface for use on any type of flooring and a load depending safety brake complies to EN 12529:2001. Castor cover in black plastic.

# Dimensions



PQ.274 | chair 4 legs

# Colours and finishes

## Base and frame

### Steel



55 | Chromed

### Plastic material




115 | Black




095 | Grey

## Upholstery


### Fabric




Cat. B | Atlantic  
(14 colours)




Cat. B | Mini  
(7 colours)




Cat. C | Cura  
(8 colours)




Cat. C | Fame  
(7 colours)




Cat. C | Mini Melange  
(9 colours)



Cat. C | Sealife  
(11 colours)




Cat. C | Step  
(8 colours)




Cat. C | Step Melange  
(8 colours)




Cat. C | Sotega  
(10 colours)



Cat. C | Swing  
(13 colours)



Cat. F | Breeze Fusion  
(7 colours)



Cat. F | Fame Hybrid  
(4 colours)

### Leather



Cat. E | Leather  
(18 colours)

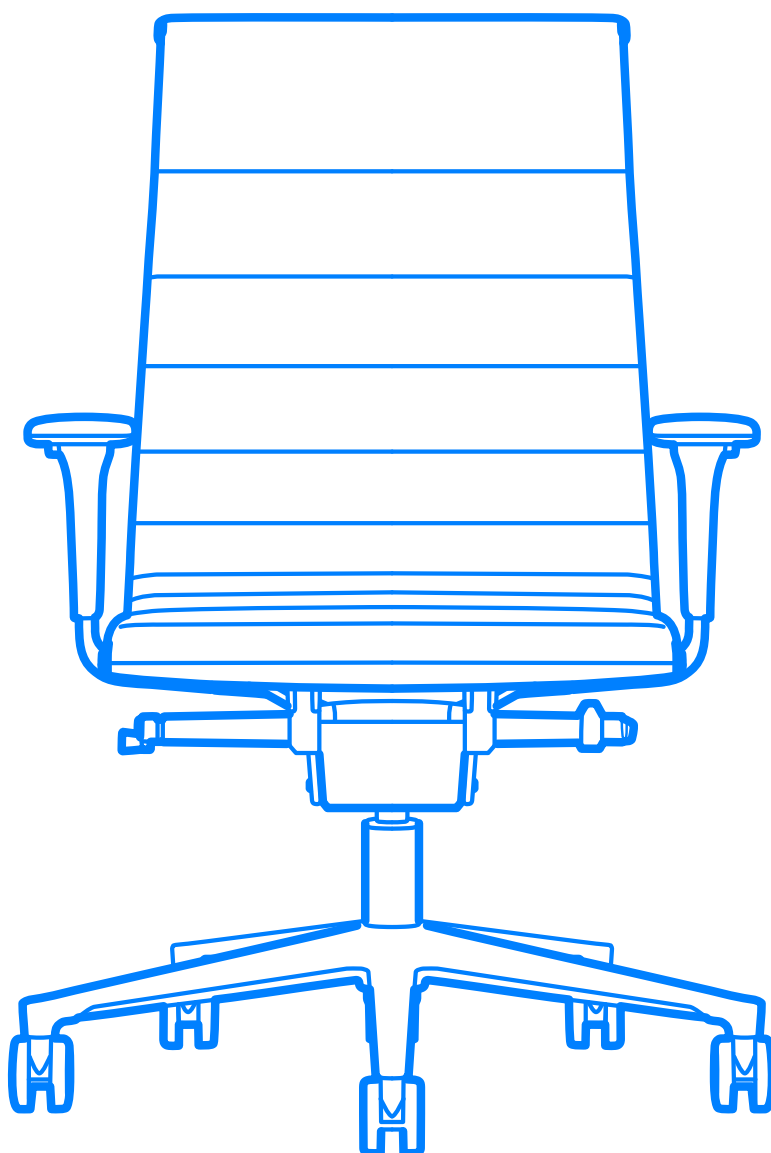


# UNA PLUS

5 star base

---

⋮



**ICF**



# Design story



Modern frames and features paired with a classic style. Superior performance, an ergonomic design for extreme comfort and quality components for a long life. Una Plus is an original product far from traditional constructive standards. Visually new, it is supported by precise technological choices and a high sense of effective quality.

Collection of chairs with die-cast aluminum structure, chromes, polished or painted. The upholstery sheet is made up of a mesh suspension or of an interweaving of textile and plastic filaments with high elasticity characteristics. The sheet can be upholstered in fabric or leather. Height adjustment with pneumatic gas lift and synchro tilting mechanism. Five star base on castors.

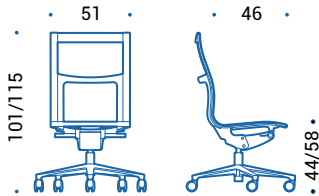
# Specifications



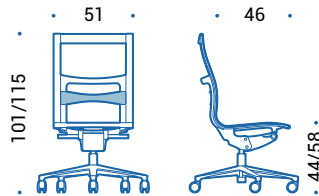
- 1 Supporting structure:** In die-cast aluminum with polished, chromed or painted finish. Side profiles with controlled deformation in techno-polymer with very high characteristics of resistance and flexibility. The specially designed construction sections guarantee maximum flexibility in all conditions of use and even after countless load cycles.
- 2 Seat and backrest:** Seat and backrest formed from a single sheet of elastic material, tensioned over a perimeter structure. The elastic two-toned mesh (70% polyester elastomer, 30% polyester) load-bearing, flexible and totally breathable. The suspension in fabric or leather, sandwich-molded, has a series of characteristic horizontal stripes and optimally supports and distributes the user's weight. The leather covering includes an eco-leather back with predetermined color combinations.
- 3 Lumbar support (for UPL models only):** Made of plastic material, it automatically increases the tension of the sheet allowing to improve the support of the spine. Adjustable in height with a stroke of 6 cm. It can be installed or removed at any time.
- 4 Armrests:** Fixed armrests in polyamide. 3D armrests adjustable in height, width and depth. Optional leather upholstery. Available also without armrest.
- 5 Height adjustment:** Seat height can be adjusted a maximum of 14 cm with a lever. The gaslift complies to EN16955:2017.
- 6 Synchronised tilting mechanism:** The Synchronised tilting mechanism instantly follows the user's movements. During the swing, the thrust intensity of the mechanism increases proportionally to ensure adequate support even in reclined positions. At the same time the front of the seat lowers slightly to reduce the pressure on the user's legs. The backrest can be locked vertically and in eleven intermediate positions. The mechanism is made of die-cast aluminum, with helicoidal balancing springs in harmonic steel.
- 7 Base:** Five star base on castors available in: die-cast aluminum with polished, chromed or painted finish depending on the structure or in black nylon.
- 8 Castors:** In black plastic with soft running surface for use on any type of flooring and a load depending safety brake complies to EN 12529:2001. Diam. 65 mm.



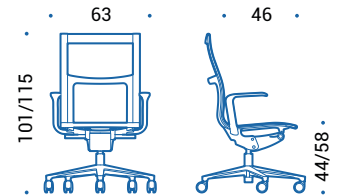
# Dimensions



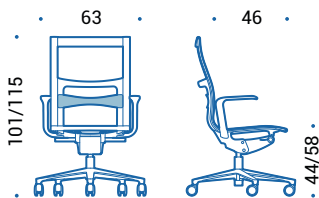
UPL.701 | swivel chair, height adjustable, syncro tilting mechanism



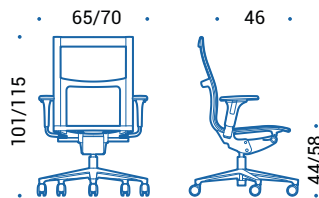
UPL.702 | swivel chair, height adjustable, syncro tilting mechanism, adjustable lumbar support



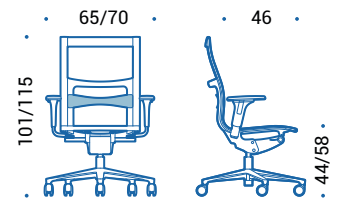
UPL.711 | swivel chair, height adjustable, syncro tilting mechanism, fixed armrests in plastic material



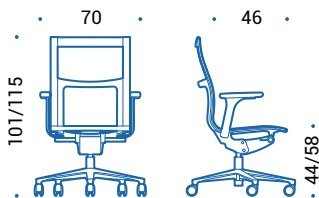
UPL.712 | swivel chair, height adjustable, syncro tilting mechanism, adjustable lumbar support, fixed armrests in plastic material



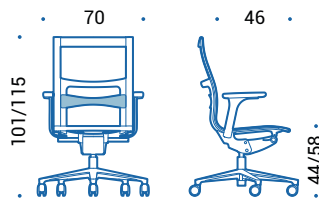
UPL.721 | swivel chair, height adjustable, syncro tilting mechanism, 3D armrests



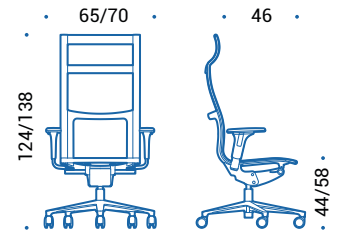
UPL.722 | swivel chair, height adjustable, syncro tilting mechanism, adjustable lumbar support, 3D armrests



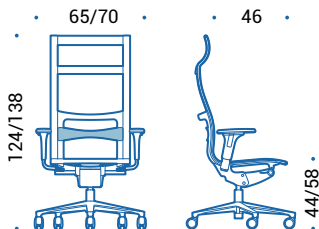
UPL.713 | swivel chair, height adjustable, syncro tilting mechanism, fixed armrests in aluminum with polyurethane pad



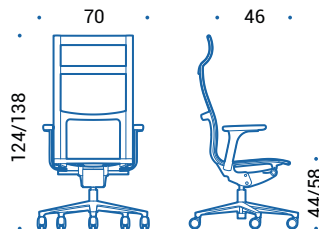
UPL.714 | swivel chair, height adjustable, syncro tilting mechanism, adjustable lumbar support, fixed armrests in aluminum with polyurethane pad



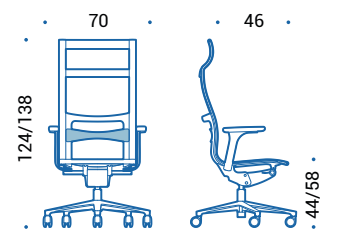
UPL.741 | swivel chair, height adjustable, syncro tilting mechanism, 3D armrests



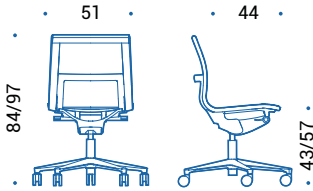
UPL.742 | swivel chair, height adjustable, syncro tilting mechanism, adjustable lumbar support, 3D armrests



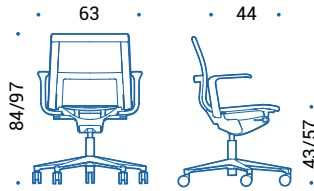
UPL.733 | swivel chair, height adjustable, syncro tilting mechanism, fixed armrests in aluminum with polyurethane pad



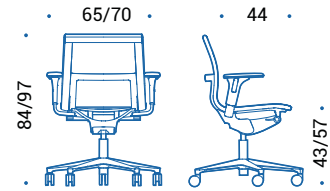
UPL.734 | swivel chair, height adjustable, syncro tilting mechanism, adjustable lumbar support, fixed armrests in aluminum with polyurethane pad



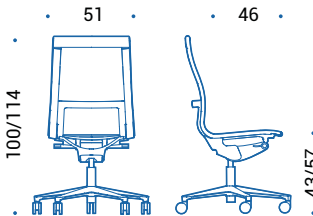
UPN.401 | swivel chair, height adjustable, syncro tilting mechanism



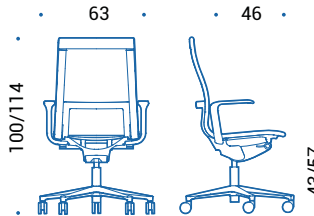
UPN.411 | swivel chair, height adjustable, syncro tilting mechanism, fixed armrests in plastic material



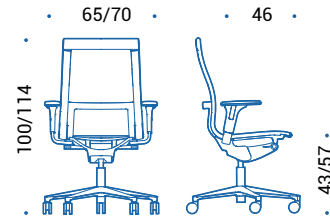
UPN.421 | swivel chair, height adjustable, syncro tilting mechanism, 3D armrests



UPN.701 | swivel chair, height adjustable, syncro tilting mechanism



UPN.711 | swivel chair, height adjustable, syncro tilting mechanism, fixed armrests in plastic material



UPN.721 | swivel chair, height adjustable, syncro tilting mechanism, 3D armrests



# Colours and finishes

## Structure and base

### Aluminium



47 | Polished



55 | Chromed

### Painted aluminium



115 | Black



100 | White



095 | Grey

### Nylon




115 | Black




095 | Grey

## Upholstery

### Fabric




Cat. B | Atlantic  
(14 colours)




Cat. B | Mini  
(7 colours)




Cat. C | Cura  
(8 colours)




Cat. C | Fame  
(7 colours)




Cat. C | Mini Melange  
(9 colours)



Cat. C | Sealife  
(11 colours)




Cat. C | Step  
(8 colours)




Cat. C | Step Melange  
(8 colours)




Cat. C | Sotega  
(10 colours)



Cat. C | Swing  
(13 colours)




Cat. F | Breeze Fusion  
(7 colours)



Cat. F | Fame Hybrid  
(4 colours)

### Mesh



Cat. X | Elastic Mesh  
(7 colours)

### Leather



Cat. E | Leather  
(18 colours)

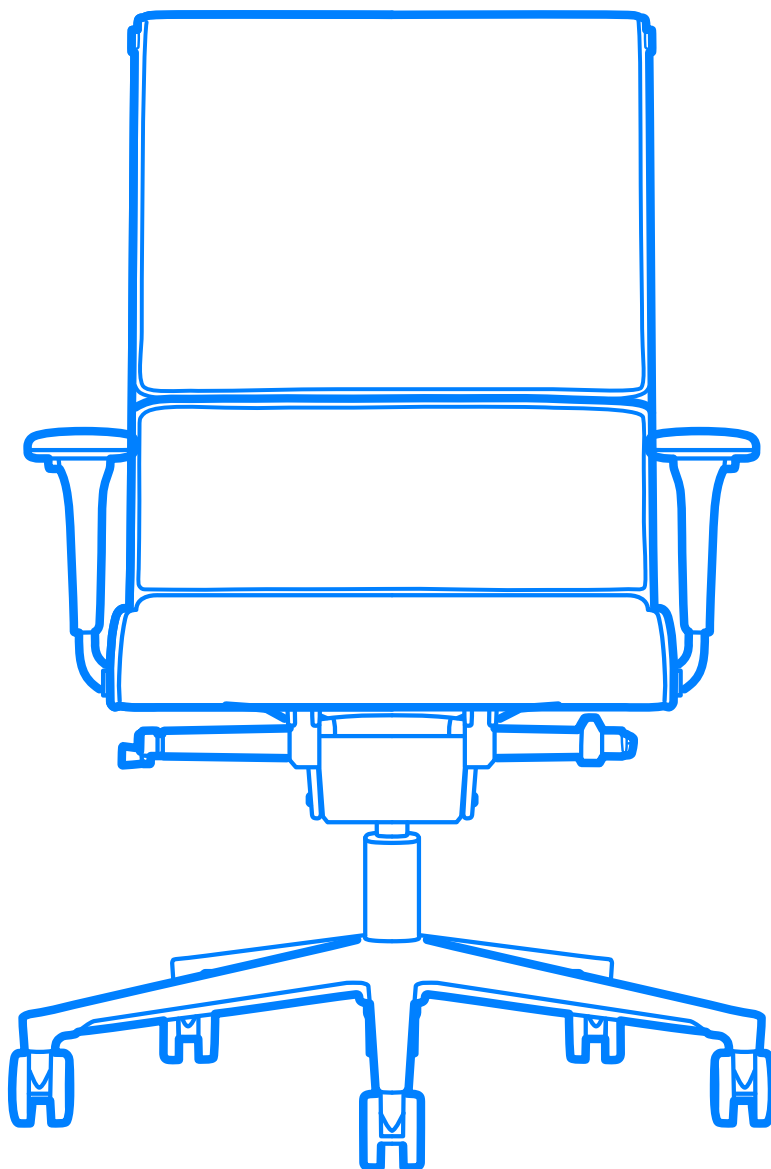


# UNA PLUS EXECUTIVE

5 star base

---

⋮



**ICF**



# Design story



Una Plus Executive is built around an innovative single-piece structure that bends along with the synchronised oscillation mechanism. Its refined design enhances the comfort of the wide padded seat, either leather or fabric lined, hand-finished by our craftsmen. This makes Una Plus Executive a lasting investment, which preserves its exceptional value over the years, endowing all managerial settings with a personal touch.

Collection of chairs with die-cast aluminum structure, chromed or polished. Padded seat and backrest upholstered in fabric or leather. Height adjustment with pneumatic lift. Five star base on castors. Fixed arms in aluminum or 3D arms with height adjustment.

# Specifications

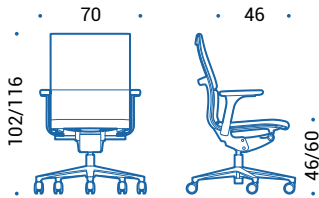


- 1 **Supporting structure:** In die-cast aluminum with polished, chromed or painted finish. Controlled resilience to deformation of side profiles in technopolymer with very high resistance and flexibility. The specially designed construction sections guarantee maximum flexibility in all conditions of use and even after countless load cycles.
- 2 **Seat and backrest:** Formed from a single sheet of elastic material, tensioned over a perimeter structure. The elastic suspension in fabric or leather is enriched by the overlapping padded cushions covered in fabric or leather. The leather covering includes an eco-leather back with predetermined color combinations.
- 3 **Armrests:** Fixed armrests in polyamide. 3D armrests adjustable in height, width and depth. The directional armrests are made of die-cast aluminum with finish depending on the structure; soft polyurethane support element with optional leather cover.
- 4 **Height adjustment:** Seat height can be adjusted a maximum of 14 cm with a lever. The gaslift complies to EN16955:2017.

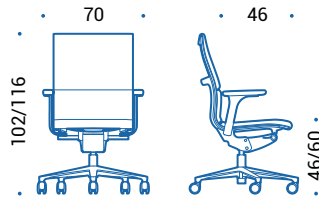
- 5 **Synchronised tilting mechanism:** Synchronised tilting mechanism with knob which allows to adapt the resistance of the tilting mechanism to the weight and sitting style of the user. During the swing, the thrust intensity of the mechanism increases proportionally to ensure adequate support even in reclined positions. At the same time the front of the seat lowers slightly to reduce the pressure on the user's legs. The backrest can be locked vertically and in eleven intermediate positions. The mechanism is made of die-cast aluminum, with helicoidal balancing springs in harmonic steel.
- 6 **Base:** Five star base on castors made of die-cast aluminum with polished or chromed finish depending on the structure.
- 7 **Castors:** In black plastic with soft running surface for use on any type of flooring and a load depending safety brake complies to EN 12529:2001. Diam. 65 mm.



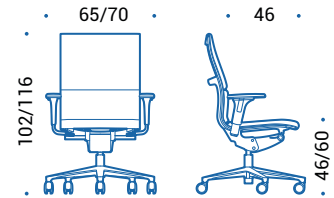
# Dimensions



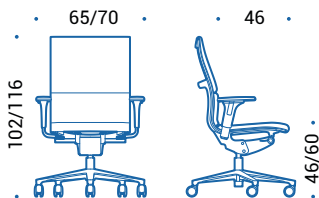
UPL.913 | swivel chair, height adjustable, syncro tilting mechanism, fixed arms in aluminum with polyurethane pad



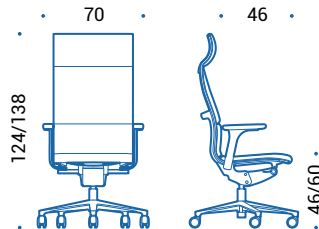
UPL.914 | swivel chair, height adjustable, syncro tilting mechanism, fixed arms in aluminum with polyurethane pad covered in leather



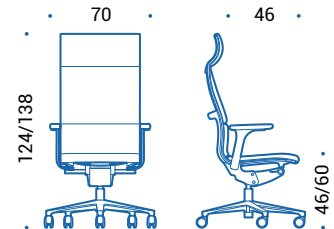
UPL.923 | swivel chair, height adjustable, syncro tilting mechanism, 3D armrests



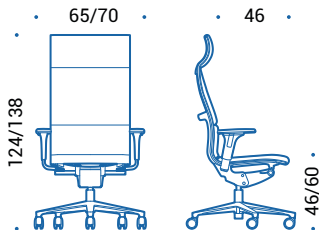
UPL.924 | swivel chair, height adjustable, syncro tilting mechanism, 3D armrests covered in leather



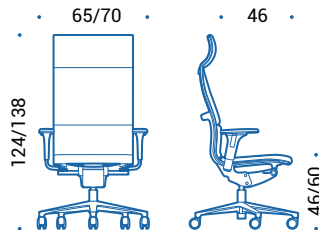
UPL.933 | swivel chair, height adjustable, syncro tilting mechanism, fixed arms in aluminum with polyurethane pad



UPL.934 | swivel chair, height adjustable, syncro tilting mechanism, fixed arms in aluminum with polyurethane pad covered in leather



UPL.943 | swivel chair, height adjustable, syncro tilting mechanism, 3D armrests



UPL.944 | swivel chair, height adjustable, syncro tilting mechanism, 3D armrests covered in leather

# Colours and finishes

## Structure and base

### Aluminium




47 | Polished




55 | Chromed

## Upholstery

### Fabric



Cat. F | Breeze Fusion  
(7 colours)




Cat. F | Fame Hybrid  
(4 colours)

### Leather



Cat. E | Leather  
(18 colours)



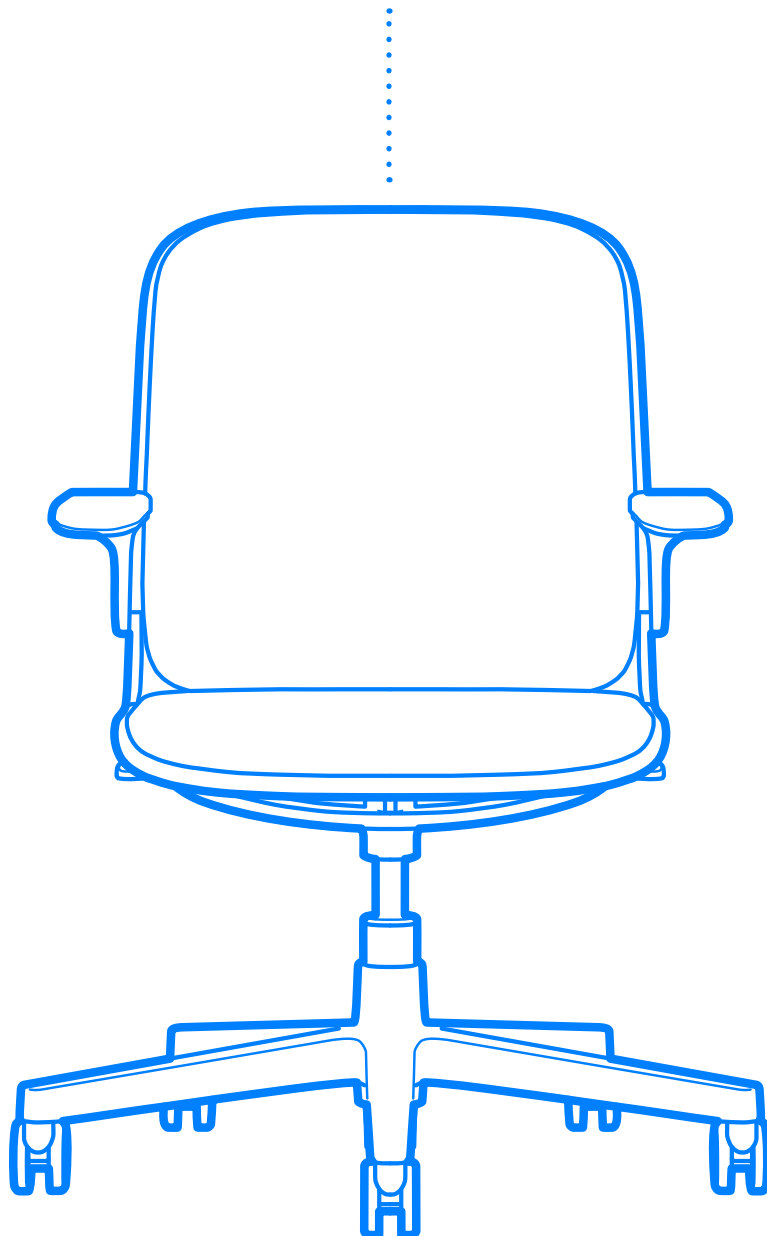
Cat. H | Premium Leather  
(12 colours)



# CLOUD CHAIR

4/5 star base

---





# Design story



"We feel that the design of furnishing has the responsibility of contributing to re-establishing human equilibrium to the greatest extent possible. For this reason, we have decided to go against current trends; that is, to move towards object that are perceived as being as simple as possible. It's an attempt to inject calm and serenity into a situation that greatly need these qualities." Sottsass Associati

Cloud Chair frame is made of several components in extruded and die-cast aluminum with painted or polished or chromed finish. The seat and backrest elastic suspension is a body fitting upholstery made of mesh, exposed or covered with fabric or leather. The suspension conforms to the contours of the user, properly distributes weight pressure and performs excellent transpiration. A height adjustable lumbar support slides up or down for a dynamic support. The synchronized tilting mechanism with multiple locks provide flexibility and superior comfort. Die-cast aluminum base can be with 4 or 5-star base on castors or glides.

# Specifications



**1 Structure:** The perimeter structure is made of extruded aluminum, while the load-bearing components are in die-cast aluminum. The structure thus created is particularly rigid, maintains its shape even under considerable stress and supports the seat and backrest sheet. Available with three backrest heights and in three different finishes: polished, chromed or painted.

**2 Seat and backrest:** The sheet is available in mesh or upholstered in fabric or leather. The mesh sheet ensures full breathability and thorough air circulation and is available in nylon mesh (single-color - 75% vinyl resin, 25% polyester) or in elastic mesh (two-toned effect - 70% polyester elastomer, 30% polyester). The fabric or leather sheet is pressed onto a central layer of high-resistance technical material and two layers of flexible polyurethane. The sheet thus obtained has a series of characteristic horizontal stripes and it is suspended in order to distribute the body weight optimally.

**3 Lumbar support:** Made of black polyurethane foam, it automatically increases the tension of the sheet allowing to improve the support of the spine. Adjustable in height with a stroke of 6 cm. It can be installed or removed at any time.

**4 Armrest:** Fixed armrests available in two versions: open shaped "Task", suitable for operational and directional situations, made of die-cast aluminum with a polished, chromed or painted finish and support element in integral polyurethane which offers soft cushioning and is pleasant to the touch. Closed shaped "Meeting", suitable for meeting rooms and visitor seats, in die-cast aluminum with polished, chromed or painted finish.

**5 Swivel mechanism:** Multidirectional swivel movement.

**6 Height adjustment:** Seat height can be adjusted a maximum of 14 cm with a lever. The gaslift complies to EN16955:2017.

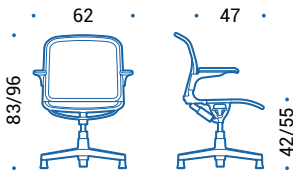
**7 Tilt mechanism:** Synchronized mechanism with individual adjustment knob of the back thrust based on the weight of the user. The backrest can be locked in a vertical position and in four intermediate positions.

**8 Base:** Four or five star base made of die-cast aluminum, with a polished, chromed or painted finish depending on the structure. Available with castors or plastic glides.

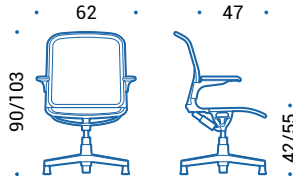
**9 Castors:** Standard castors in black plastic, diam. 65 mm, with soft running surface for use on hard flooring as marble, parquet, tiles in general and a load depending safety brake complies to EN 12529:2001. Castors with hard tread for carpet available on request.

**10 Glides:** In black nylon base and soft-plastic glide, diam. 37 mm.

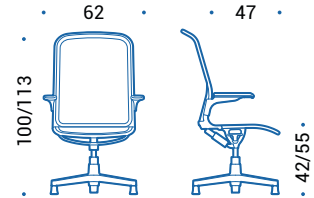
# Dimensions



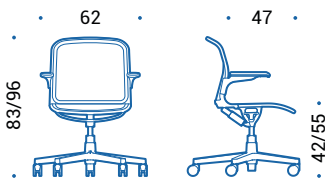
SAT.408 | swivel chair, height adjustable, unlockable tilting mechanism



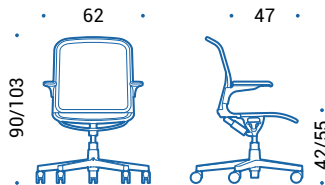
SAT.108 | swivel chair, height adjustable, unlockable tilting mechanism



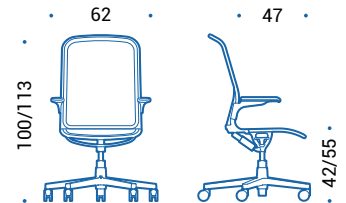
SAT.608 | swivel chair, height adjustable, unlockable tilting mechanism



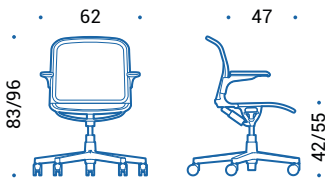
SAT.409 | swivel chair, height adjustable, unlockable tilting mechanism



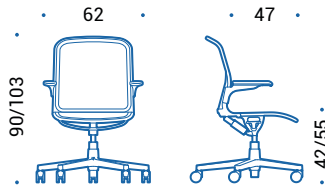
SAT.109 | swivel chair, height adjustable, unlockable tilting mechanism



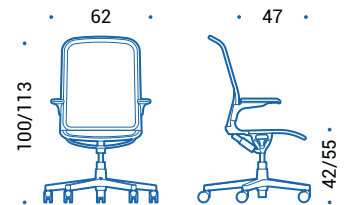
SAT.609 | swivel chair, height adjustable, unlockable tilting mechanism



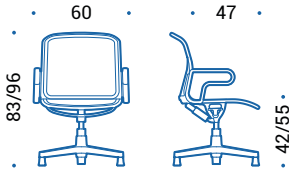
SAT.417 | swivel chair, height adjustable, lockable tilting mechanism



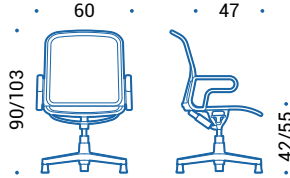
SAT.117 | swivel chair, height adjustable, lockable tilting mechanism



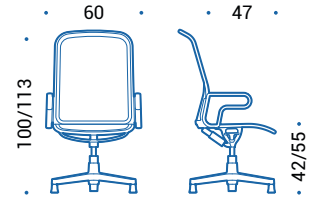
SAT.617 | swivel chair, height adjustable, lockable tilting mechanism



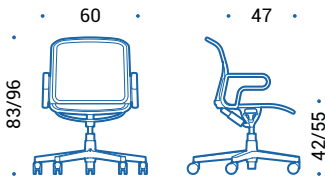
SAM.408 | swivel chair, height adjustable, unlockable tilting mechanism



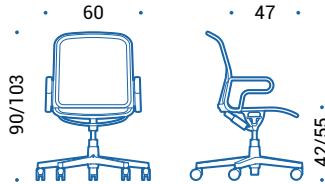
SAM.108 | swivel chair, height adjustable, unlockable tilting mechanism



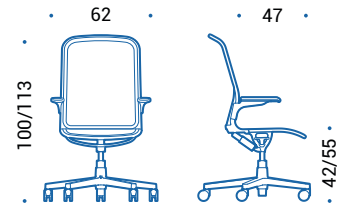
SAM.608 | swivel chair, height adjustable, unlockable tilting mechanism



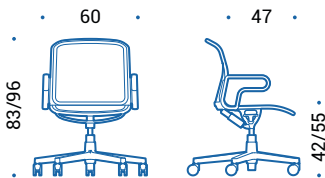
SAM.409 | swivel chair, height adjustable, unlockable tilting mechanism



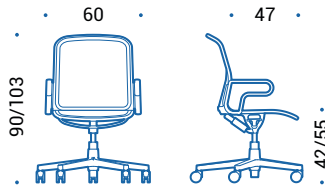
SAM.109 | swivel chair, height adjustable, unlockable tilting mechanism



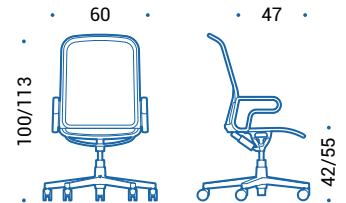
SAM.609 | swivel chair, height adjustable, unlockable tilting mechanism



SAM.417 | swivel chair, height adjustable, lockable tilting mechanism



SAM.117 | swivel chair, height adjustable, lockable tilting mechanism



SAM.617 | swivel chair, height adjustable, lockable tilting mechanism





# Colours and finishes

## Structure, base and armrests

### Aluminium




47 | Polished




55 | Chromed

## Upholstery


### Fabric




Cat. B | Atlantic  
(14 colours)




Cat. B | Mini  
(7 colours)




Cat. C | Cura  
(8 colours)




Cat. C | Fame  
(7 colours)




Cat. C | Mini Melange  
(9 colours)



Cat. C | Sealife  
(11 colours)




Cat. C | Step  
(8 colours)




Cat. C | Step Melange  
(8 colours)




Cat. C | Sotega  
(10 colours)



Cat. C | Swing  
(13 colours)




Cat. F | Breeze Fusion  
(7 colours)



Cat. F | Fame Hybrid  
(4 colours)

### Mesh



Cat. X | Elastic Mesh  
(7 colours)

### Leather

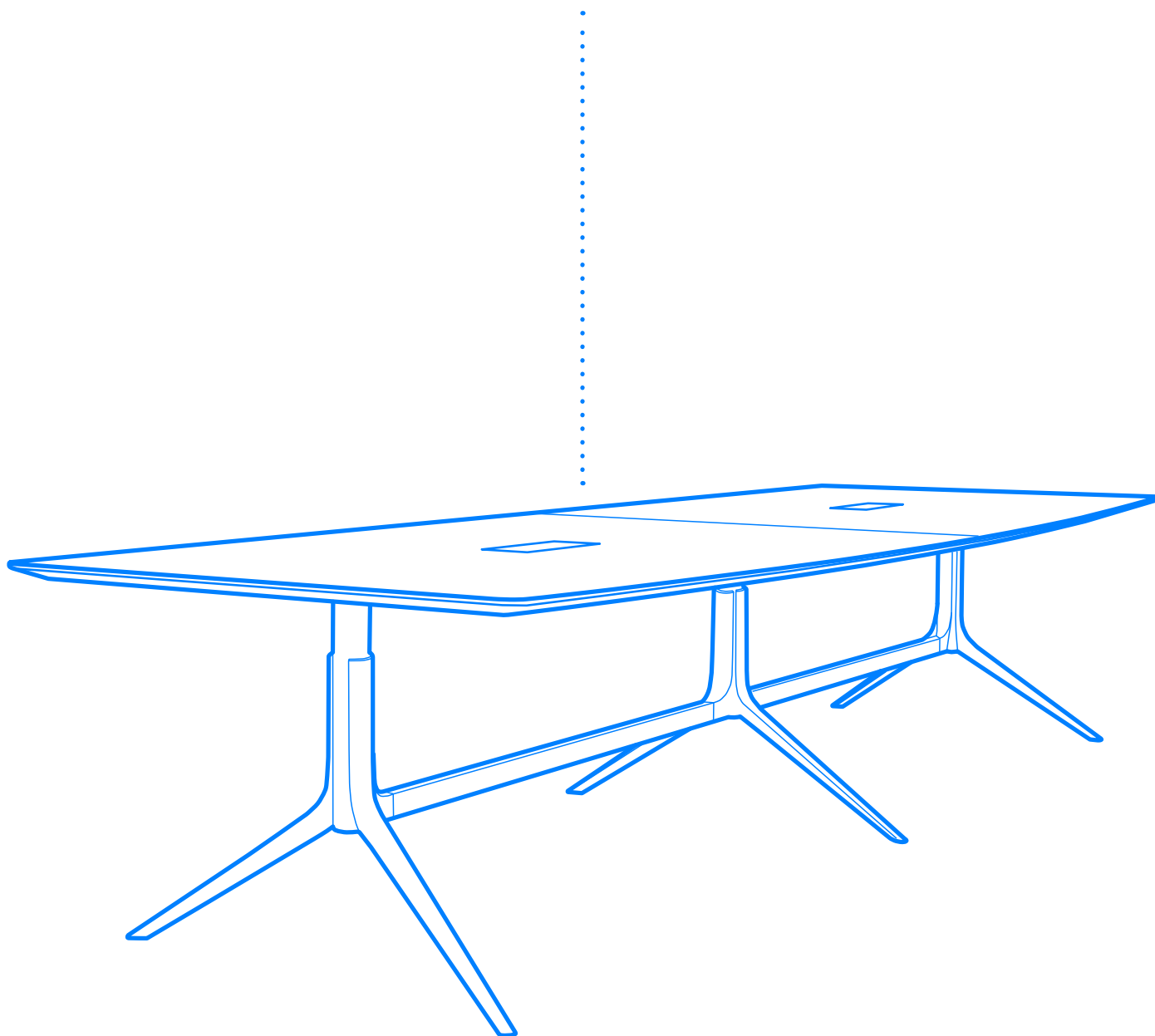


Cat. E | Leather  
(18 colours)



# NOTABLE

---





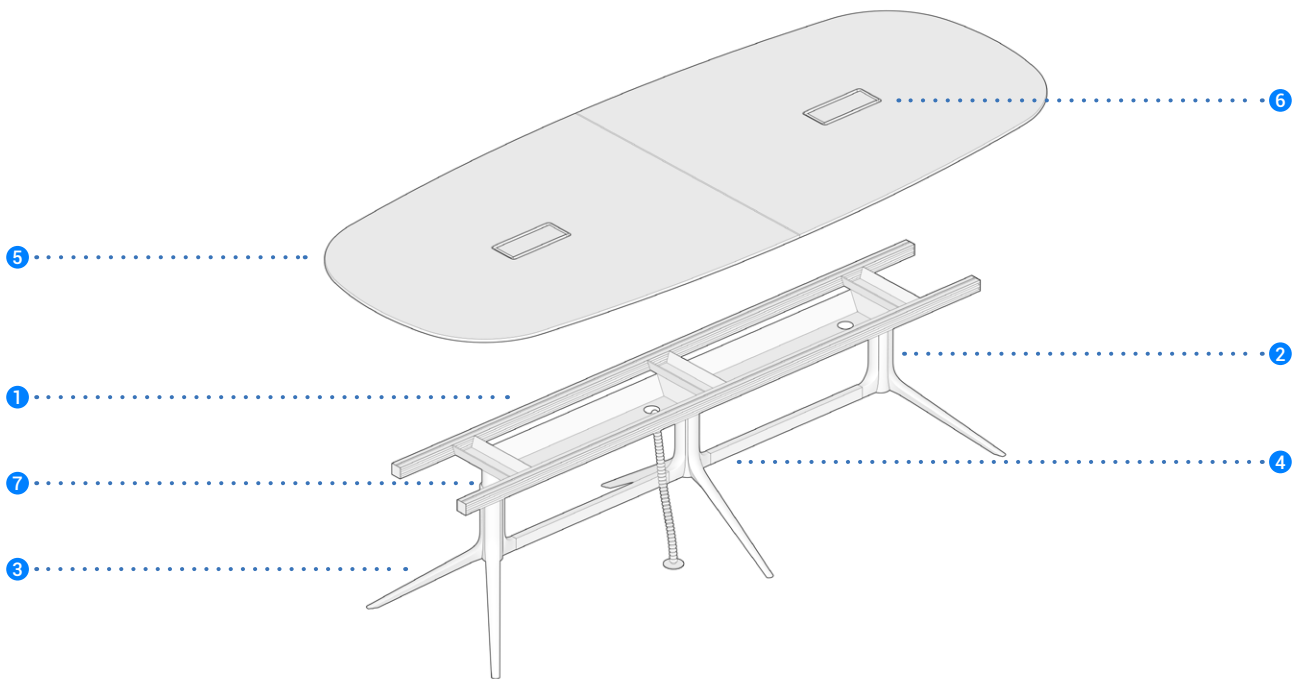
# Design story



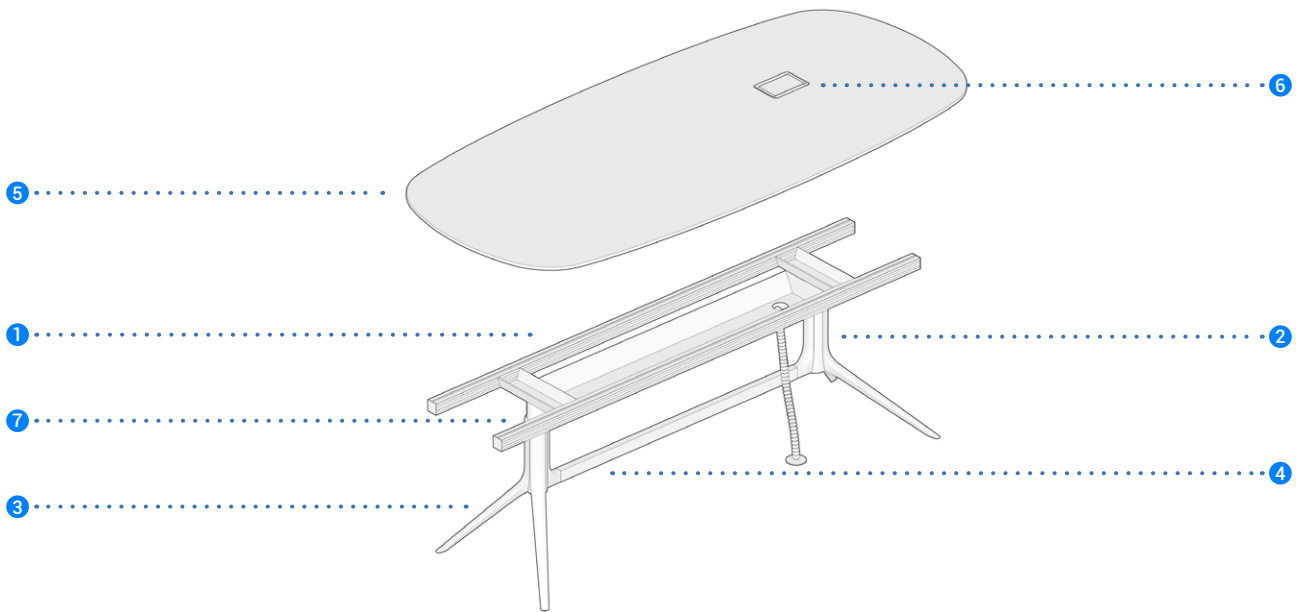
There is nothing simpler than a table's structure: a top that rests on a base. Yet so much simplicity can mean designs of great personality and impact. NoTable is a concrete example. The result of careful design and functionality research, NoTable is an all-around product with a strong expressive personality, which remains sleek and elegant.

Die-cast aluminum legs stem dynamically from the floor to give the table its remarkable lightness. The legs are attached to a tubular vertical frame with an adjustable inclination that showcases the discrete yet high level engineering of NoTable. The top is available in barrel, oval and rectangular shapes of different sizes and finishes for a wide selection of style. The construction of the structure also allows the creation of customized tops.

# Specifications



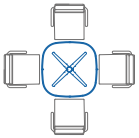
- 1 **Structure:** Created by a combination of longitudinal and cross-piece profiles beneath the top, connected by sheet metal elements, which form an extremely rigid load-bearing frame. Epoxy powder coated finish in either black or white.
- 2 **Vertical Tubulars:** The tops legs are in steel 80mm diameter tubular chromed or painted with epoxy powders in black or white. The vertical tubulars are available with two ways connections with various gradients and allow the connection of the aluminium stands and the longitudinal bars in metallic tubular.
- 3 **Base:** The bases, with their typical linear shape, are made of die cast aluminium with chromed, polished or epoxy powder coated in black or white. Two sizes are available, in order to adapt the shape of the tops, and they are equipped with floor support feet adjustable 20 mm for the positioning of the table.
- 4 **Footrest:** In the stand-up versions, steel tubular with chromed or painted black or white finish depending on the vertical tubular.
- 5 **Top:** Tops are available in different shapes and finishes, and are made in various dimensions. They can be made of: veneer in thin solid wood or design beveled edges; white powder coated or in melamine; Fenix laminate in different colors or in white HPL full core.
- 6 **Electrical set-up:** The flip door, 30 cm long, is formed by an aluminium frame and a central element in the same finish as the top. It has an opening on both sides and a painted metal cable tray under the top to hold wiring. Optional vertical duct. Electrical outlets are not provided.
- 7 **Height adjustment:** The height adjustable system uses a compact round 3-part lifting column. The construction ensures a short installation dimension combined with a long stroke length. The desk height control panel is a small, compact and user-friendly device. The panel has the basic up and down function for adjusting a desk. The adjustment system allows the user to modify the height of the support surface from 68 cm to a maximum of 130 cm.



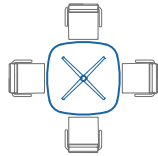
- 1 **Structure:** Created by a combination of longitudinal and cross-piece profiles beneath the top, connected by sheet metal elements, which form an extremely rigid load-bearing frame. Epoxy powder coated finish in either black or white.
- 2 **Vertical Tubulars:** The tops legs are in steel 80mm diameter tubular chromed or painted with epoxy powders in black or white. The vertical tubulars are available with two ways connections with various gradients and allow the connection of the aluminium stands and the longitudinal bars in metallic tubular.
- 3 **Base:** The bases, with their typical linear shape, are made of die cast aluminium with chromed, polished or epoxy powder coated in black or white. Two sizes are available, in order to adapt the shape of the tops, and they are equipped with floor support feet adjustable 20 mm for the positioning of the table.
- 4 **Footrest:** In the stand-up versions, steel tubular with chromed or painted black or white finish depending on the vertical tubular.
- 5 **Top:** Tops are available in different shapes and finishes, and are made in various dimensions. They can be made of: veneer with thin solid wood or design beveled edges; white powder coated or in melamine; Fenix laminate in different colors or in white HPL full core.
- 6 **Electrical set-up:** The flip door, 30 cm long, is formed by an aluminium frame and a central element in the same finish as the top. It has an opening on both sides and a painted metal cable tray under the top to hold wiring. Optional vertical duct. Electrical outlets are not provided.
- 7 **Height adjustment:** The height adjustable system uses a compact round 3-part lifting column. The construction ensures a short installation dimension combined with a long stroke length. The desk height control panel is a small, compact and user-friendly device. The panel has the basic up and down function for adjusting a desk. The adjustment system allows the user to modify the height of the support surface from 68 cm to a maximum of 130 cm.



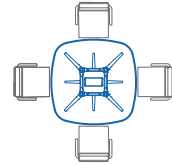
# Dimensions



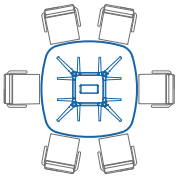
NTB.300.09 | square meeting table, 90x90 cm, single sector



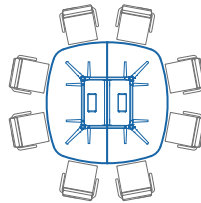
NTB.300.12 | square meeting table, 120x120 cm, single sector



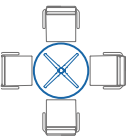
NTB.300/301.14 | square meeting table, 140x140 cm, single sector



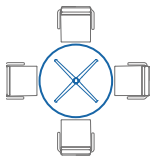
NTB.300/301.16 | square meeting table, 160x160 cm, single sector



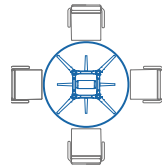
NTB.300/301.20 | square meeting table, 200x200 cm, 2 sectors



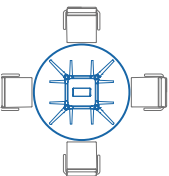
NTB.200.09 | round meeting table, Ø90 cm, single sector



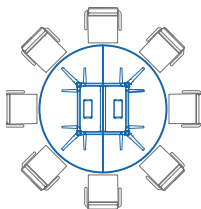
NTB.200.12 | round meeting table, Ø120 cm, single sector



NTB.200/201.14 | round meeting table, Ø140 cm, single sector



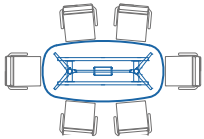
NTB.200/201.16 | round meeting table, Ø160 cm, single sector



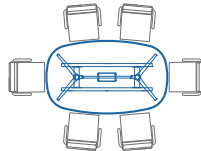
NTB.200/201.21 | round meeting table, Ø210 cm, 2 sectors



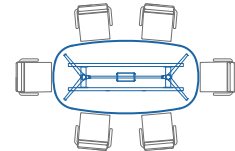




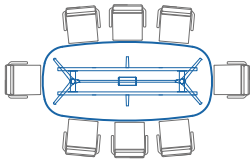
NTB.400/401.20B | barrel meeting table, 200x100 cm, single sector



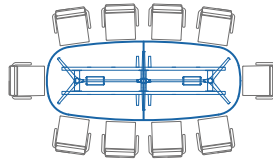
NTB.400/401.20 | barrel meeting table, 200x120 cm, single sector



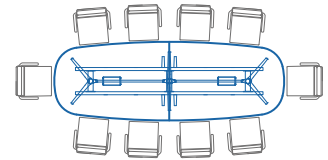
NTB.400/401.24 | barrel meeting table, 240x120 cm, single sector



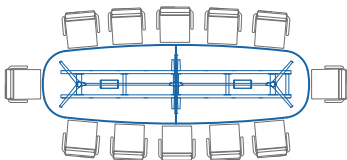
NTB.400/401.28 | barrel meeting table, 280x130 cm, single sector



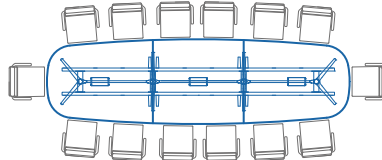
NTB.400/401.32 | barrel meeting table, 320x130 cm, 2 sectors



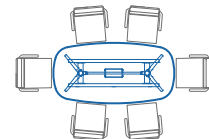
NTB.400/401.38 | barrel meeting table, 380x130 cm, 2 sectors



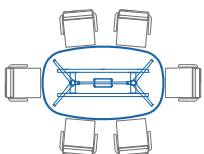
NTB.400/401.44 | barrel meeting table, 440x130 cm, 2 sectors



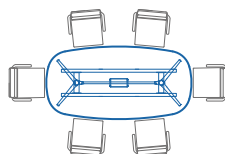
NTB.400/401.50 | barrel meeting table, 500x140 cm, 3 sectors



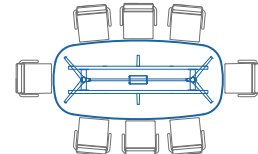
NTB.420/421.20B | barrel meeting table, height adjustable, 200x100 cm, single sector



NTB.420/421.20 | barrel meeting table, height adjustable, 200x120 cm, single sector

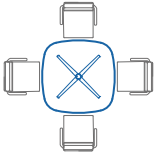


NTB.420/421.24 | barrel meeting table, height adjustable, 240x120 cm, single sector

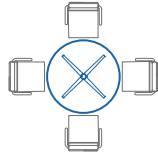


NTB.420/421.28 | barrel meeting table, height adjustable, 280x130 cm, single sector

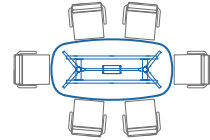




NTB.340.12 | stand up square meeting table, 120x120 cm



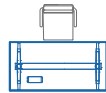
NTB.240.12 | stand up round meeting table, Ø120 cm



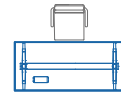
NTB.440/441.20B | stand up barrel meeting table, 200x100 cm



NTB.800/801.14 | rectangular operational desk, 140x80 cm



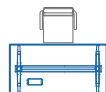
NTB.800/801.16 | rectangular operational desk, 160x80 cm



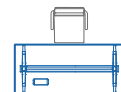
NTB.800/801.18 | rectangular operational desk, 180x80 cm



NTB.820/821.14 | rectangular operational desk, height adjustable, 140x80 cm



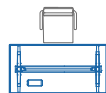
NTB.820/821.16 | rectangular operational desk, height adjustable, 160x80 cm



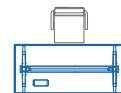
NTB.820/821.18 | rectangular operational desk, height adjustable, 180x80 cm



NTB.840/841.14 | rectangular stand up operational desk, 140x80 cm

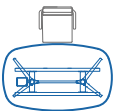


NTB.840/841.16 | rectangular stand up operational desk, 160x80 cm

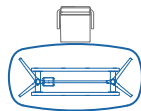


NTB.840/841.18 | rectangular stand up operational desk, 180x80 cm

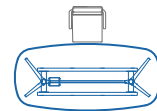




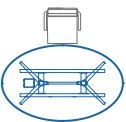
NTB.501.18 | barrel manager desk,  
180x110 cm



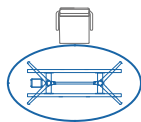
NTB.501.22 | barrel manager desk,  
220x110 cm



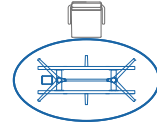
NTB.501.24 | barrel manager desk,  
240x110 cm



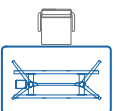
NTB.701.20 | oval manager desk,  
200x125 cm



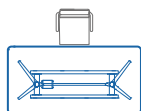
NTB.701.22 | oval manager desk,  
220x125 cm



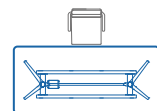
NTB.701.24 | oval manager desk,  
240x135 cm



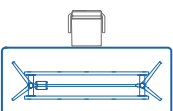
NTB.601.18 | rectangular manager  
desk, 180x110 cm



NTB.601.22 | rectangular manager  
desk, 220x110 cm

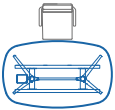


NTB.601.24 | rectangular manager  
desk, 240x110 cm

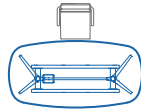


NTB.601.28 | rectangular manager  
desk, 280x110 cm

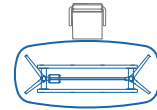




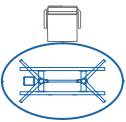
NTB.521.18 | barrel manager desk,  
height adjustable, 180x110 cm



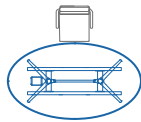
NTB.521.22 | barrel manager desk,  
height adjustable, 220x110 cm



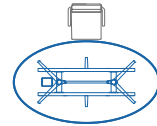
NTB.521.24 | barrel manager desk,  
height adjustable, 240x110 cm



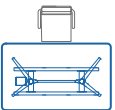
NTB.721.20 | oval manager desk,  
height adjustable, 200x125 cm



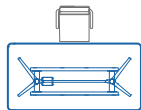
NTB.721.22 | oval manager desk,  
height adjustable, 220x125 cm



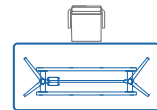
NTB.721.24 | oval manager desk,  
height adjustable, 240x135 cm



NTB.621.18 | rectangular manager  
desk, height adjustable, 180x110  
cm



NTB.621.22 | rectangular manager  
desk, height adjustable, 220x110 cm



NTB.621.24 | rectangular manager  
desk, height adjustable, 240x110 cm



# Colours and finishes

## Top

### HPL full core



100 | White

### Fenix



115 | Black



121 | Light grey



122 | Dark grey



123 | Warm grey

### Powder coated




100 | White

### Veener



005 | Oak



043 | American black walnut

**Electrification:** Flip door matching the top finish.

## Legs

### Aluminium




47 | Polished



55 | Chromed

### Painted aluminium



100 | White



115 | Black


## Columns and footrest

### Metal



55 | Chromed

### Painted metal



100 | White



115 | Black

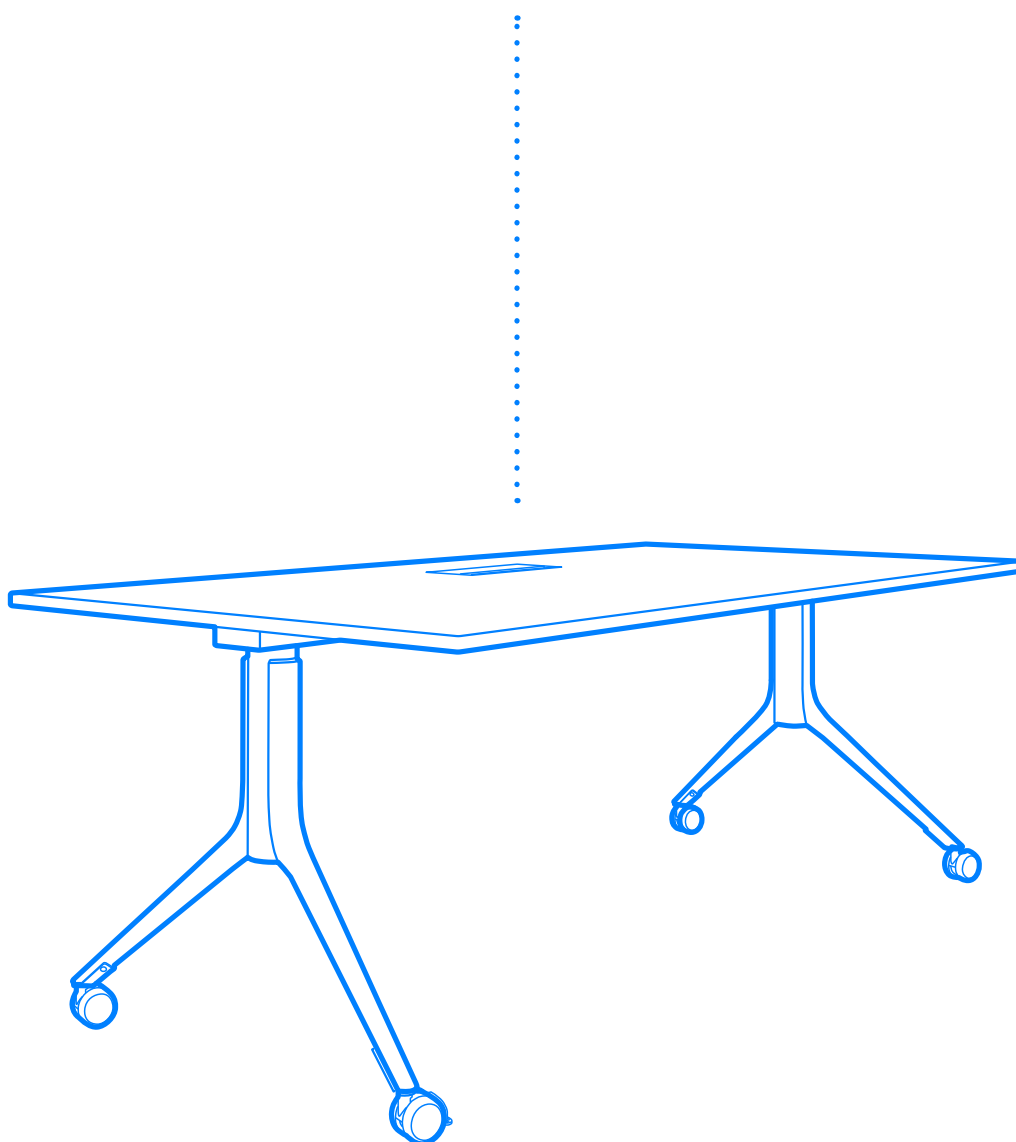




# NOTABLE

## Folding table

---







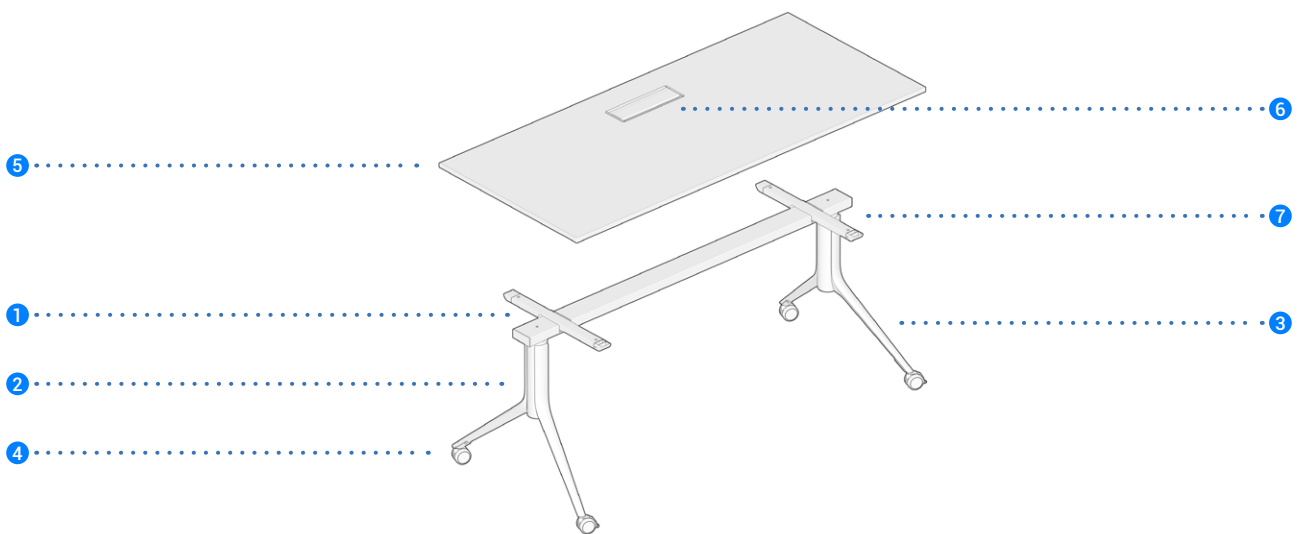
# Design story



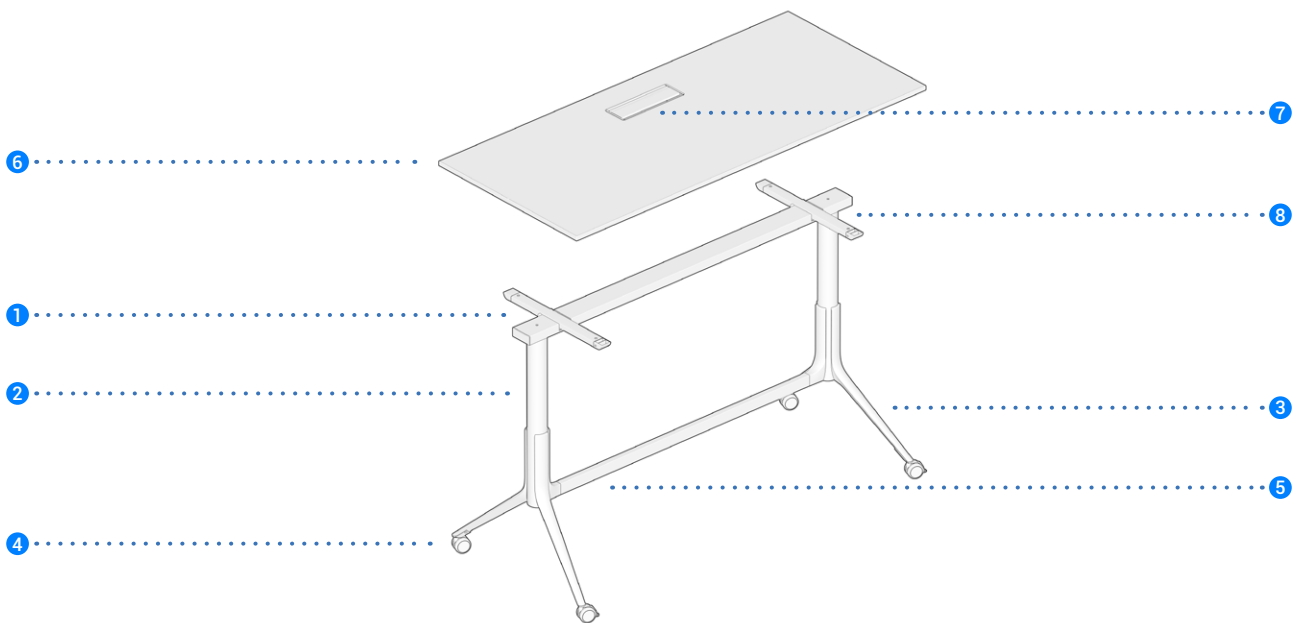
There is nothing simpler than a table's structure: a top that rests on a base. Yet so much simplicity can mean designs of great personality and impact. NoTable is a concrete example. The result of careful design and functionality research, NoTable is an all-around product with a strong expressive personality, which remains sleek and elegant.

Notable Folding offers multiple solutions dedicated to meeting areas, training areas and even multifunction meeting areas - multiplying the available space in a quick and easy manner. Equipped with four wheels it is easy to move, position and close again after use. Each table can be provided with integrated cable management for maximum functionality and fitted with screens and modesty panels.

# Specifications



- 1 **Structure:** Created by a combination of longitudinal and cross-piece profiles beneath the top, connected by sheet metal elements, which form an extremely rigid load-bearing frame. Epoxy powder coated finish in either black or white.
  - 2 **Vertical Tubulars:** The tops legs are in steel 80mm diameter tubular chromed or painted with epoxy powders in black or white. The vertical tubulars are available with two ways connections with various gradients and allow the connection of the aluminium stands and the longitudinal bars in metallic tubular.
  - 3 **Base:** The bases, with their typical linear shape, are made of die cast aluminum with chromed, polished or epoxy powder coated in black or white. Two sizes are available, in order to adapt the shape of the tops, and they are equipped with castors.
  - 4 **Castors:** In black plastic, diam. 60 mm, with soft running surface for use on any type of flooring and a load depending safety brake.
  - 5 **Top:** The rectangular tops are made of melamine or thin solid wood veneer. Possibility of supplying plans with dimensions from 140 cm to 210 cm and depth from 80 cm to 100 cm.
  - 6 **Electrical set-up:** Aluminium flip door, 30 cm long. It has an opening on both sides and a painted metal cable tray under the top to hold wiring. Optional vertical duct. Electrical outlets are not provided.
  - 7 **Dual unlocking control:** Releasing the top from the working position and setting it in the vertical position takes place by using a synchronised unhooking handle in painted metal pipe, diameter 10 mm. The top stops automatically in the vertical position. It is enough to press the top side to close it and return to the horizontal position. The brackets that contain the unlocking mechanism are epoxy powder coated in anthracite colour. Tables with a collapsible top can be stacked one in front of the other for better use of space.
- Accessories:** Optional front panel; top hooking system with rotating/disappearing brackets.



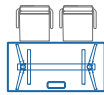
- 1 **Structure:** Created by a combination of longitudinal and cross-piece profiles beneath the top, connected by sheet metal elements, which form an extremely rigid load-bearing frame. Epoxy powder coated finish in either black or white.
  - 2 **Vertical Tubulars:** The tops legs are in steel 80mm diameter tubular chromed or painted with epoxy powders in black or white. The vertical tubulars are available with two ways connections with various gradients and allow the connection of the aluminium stands and the longitudinal bars in metallic tubular.
  - 3 **Base:** The bases, with their typical linear shape, are made of die cast aluminum with chromed, polished or epoxy powder coated in black or white. Two sizes are available, in order to adapt the shape of the tops, and they are equipped with castors.
  - 4 **Castors:** In black plastic, diam. 60 mm, with soft running surface for use on any type of flooring and a load depending safety brake.
  - 5 **Footrest:** In the stand-up versions, steel tubular with chromed or painted black or white finish depending on the vertical tubular.
  - 6 **Top:** The rectangular tops are made of melamine or thin solid wood veneer. Possibility of supplying plans with dimensions from 140 cm to 210 cm and depth from 80 cm to 100 cm.
  - 7 **Electrical set-up:** Aluminium flip door, 30 cm long. It has an opening on both sides and a painted metal cable tray under the top to hold wiring. Optional vertical duct. Electrical outlets are not provided.
  - 8 **Dual unlocking control:** Releasing the top from the working position and setting it in the vertical position takes place by using a synchronised unhooking handle in painted metal pipe, diameter 10 mm. The top stops automatically in the vertical position. It is enough to press the top side to close it and return to the horizontal position. The brackets that contain the unlocking mechanism are epoxy powder coated in anthracite colour. Tables with a collapsible top can be stacked one in front of the other for better use of space.
- Accessories:** Optional front panel; top hooking system with rotating/disappearing brackets.



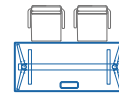
# Dimensions



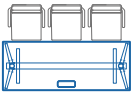
NTB.830/831.14 | rectangular folding desk, 140x80 cm



NTB.830/831.16 | rectangular folding desk, 160x80 cm



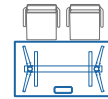
NTB.830/831.18 | rectangular folding desk, 180x80 cm



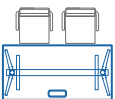
NTB.830/831.21 | rectangular folding desk, 210x80 cm



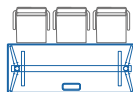
NTB.930/931.14 | rectangular folding desk, 140x90 cm



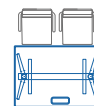
NTB.930/931.16 | rectangular folding desk, 160x90 cm



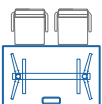
NTB.930/931.18 | rectangular folding desk, 180x90 cm



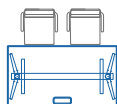
NTB.930/931.21 | rectangular folding desk, 210x90 cm



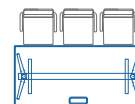
NTB.030/031.14 | rectangular folding desk, 140x100 cm



NTB.030/031.16 | rectangular folding desk, 160x100 cm



NTB.030/031.18 | rectangular folding desk, 180x100 cm

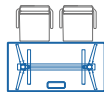


NTB.030/031.21 | rectangular folding desk, 210x100 cm

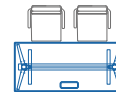




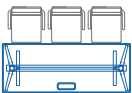
NTB.850/851.14 | stand up rectangular folding table, 140x80 cm



NTB.850/851.16 | stand up rectangular folding table, 160x80 cm



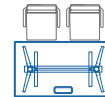
NTB.850/851.18 | stand up rectangular folding table, 180x80 cm



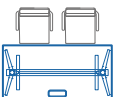
NTB.850/851.21 | stand up rectangular folding table, 210x80 cm



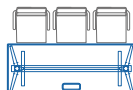
NTB.950/951.14 | stand up rectangular folding table, 140x90 cm



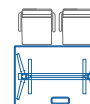
NTB.950/951.16 | stand up rectangular folding table, 160x90 cm



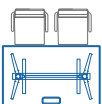
NTB.950/951.18 | stand up rectangular folding table, 180x90 cm



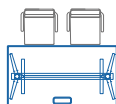
NTB.950/951.21 | stand up rectangular folding table, 210x90 cm



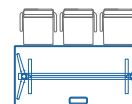
NTB.050/051.14 | stand up rectangular folding table, 140x100 cm



NTB.050/051.16 | stand up rectangular folding table, 160x100 cm



NTB.050/051.18 | stand up rectangular folding table, 180x100 cm




NTB.050/051.21 | stand up rectangular folding table, 210x100 cm



# Colours and finishes

## Top

### Melamine




100 | White

### Veener



005 | Oak



043 | American  
black walnut

**Electrification:** Aluminum flip door

## Legs

### Aluminium



47 | Polished



55 | Chromed

### Painted aluminium



100 | White



115 | Black

## Columns and footrest

### Metal



55 | Chromed

### Painted metal



100 | White

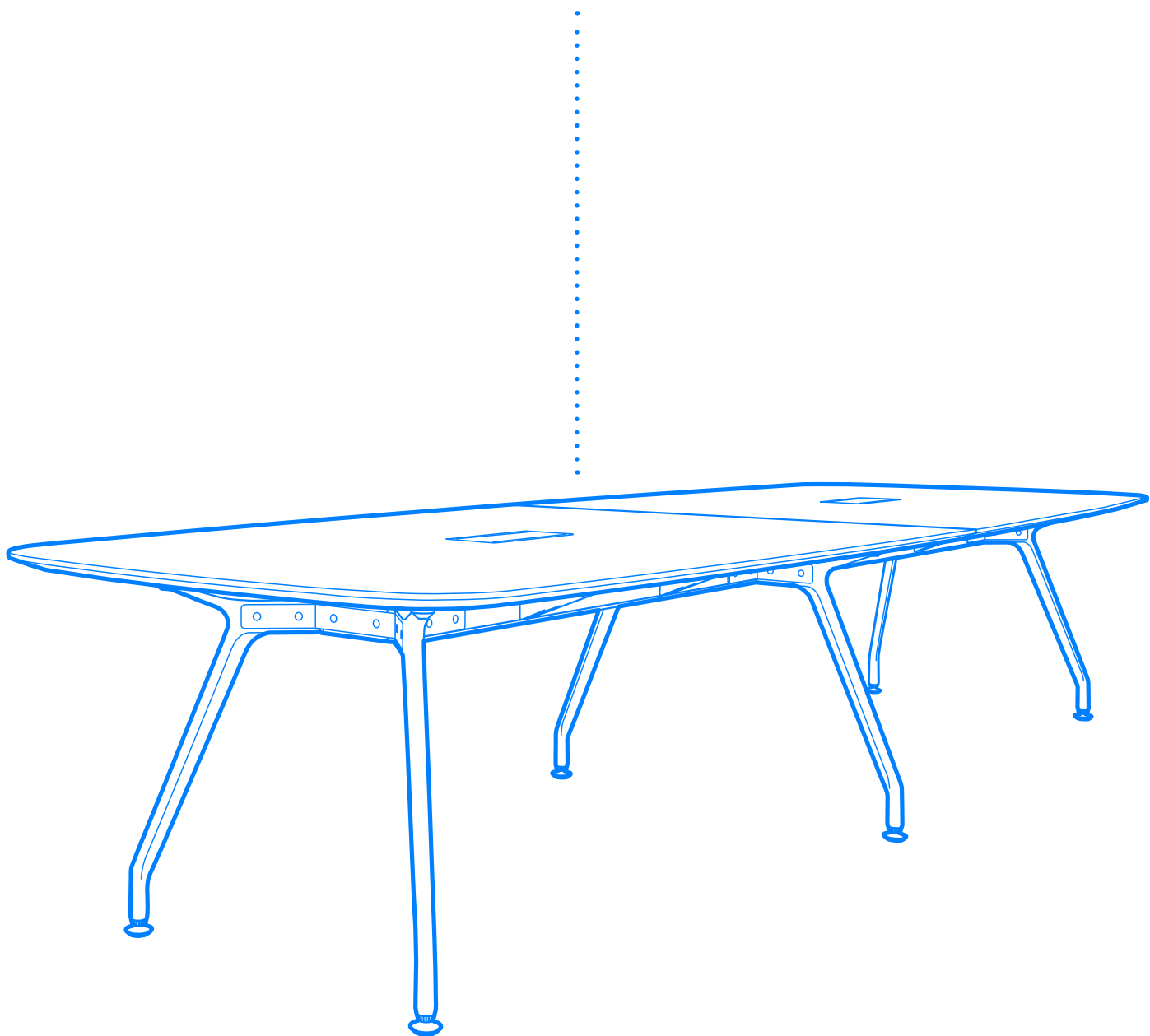


115 | Black



# UNITABLE

---







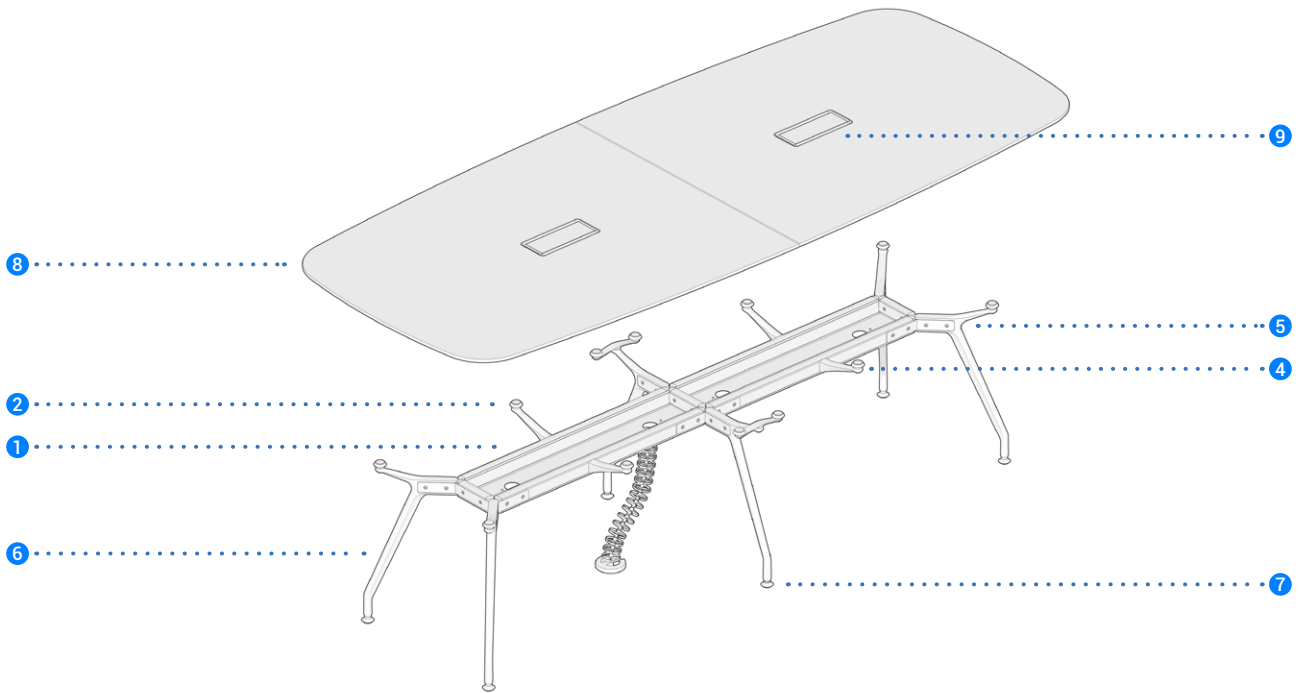
# Design story



A project designed around the office work: flexible and dynamic, innovative and modern. UniTable is a system of tables which offers countless interpretations: it responds to a variety of professional needs with maximum efficiency to become an executive desk, a double desk, a multistations work area, and a meeting table of various sizes. UniTable develops around on a structural element that can be used individually or combined with other transverse beams, when the need arises to increase the number of workstations or to change their functional and aesthetic features.

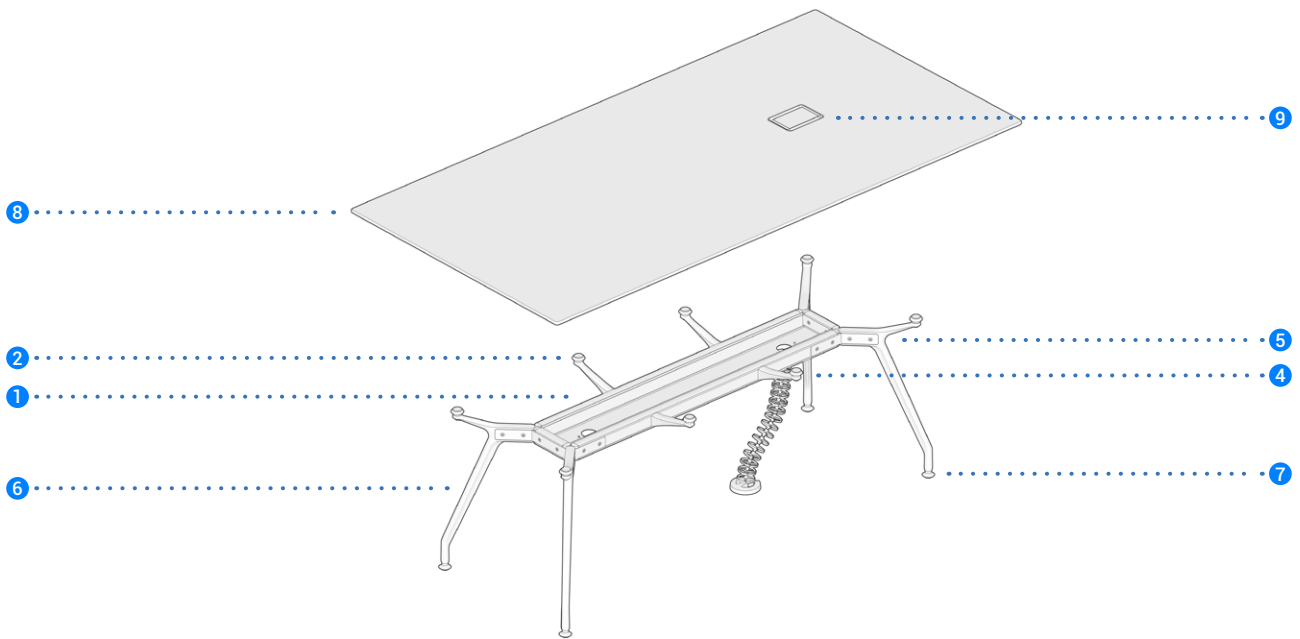
The supporting beam, which is available in various lengths, is made of extruded aluminum with polished anodised finish and a black decorative element. Connection plates link up the beams and the bases with various inclinations to create numberless configurations. The bases are made of die-cast aluminum with glossy finish. Tops are available in a large variety of shapes and modular dimensions, which are ideal for both writing-desks and conference tables.

# Specifications



- 1 **Structure:** Load-bearing extruded aluminum beams with polished finish and black decoration placed lengthwise. Legs are made of die-cast aluminum with polished finish.
- 2 **Top support:** Plastic material, black color. Height adjustable.
- 3 **Central support:** In painted aluminum, black color.
- 4 **Brackets:** Supporting brackets for the tops can be placed in any position along the main load-bearing beam. Brackets are in die-cast aluminum with polished finish.
- 5 **Connectors:** In black painted aluminum. Connectors allow the beams and bases to be joined at various angles, to make numerous configurations.
- 6 **Base:** Legs are made of die-cast aluminum with polished finish.
- 7 **Glides:** Floor glides in chromed plastic material. The glides are height adjustable to level the table.

- 8 **Top:** Tops are available in different shapes and finishes, and are made in various dimensions. They can be made of: transparent glass, thickness 15 mm, with shaped edges and rounded corners; underpainted glass in white, thickness 15 mm, with sanded finish on the side resting on the frame; veneer with solid wood or ENT edges, thickness 30 mm.
- 9 **Electrical set-up:** The flip door, 30 cm long, is formed by an aluminium frame and a central element in the same finish as the top. It has an opening on both sides and a painted metal cable tray under the top to hold wiring. Optional vertical duct. Electrical outlets are not provided. The version with electrical set-up in transparent glass has a central sector in black underpainted glass.

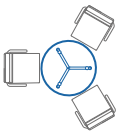


- 1 **Structure:** Load-bearing extruded aluminum beams with polished finish and black decoration placed lengthwise. Legs are made of die-cast aluminum with polished finish.
- 2 **Top support:** Plastic material, black color. Height adjustable.
- 3 **Central support:** In painted aluminum, black color.
- 4 **Brackets:** Supporting brackets for the tops can be placed in any position along the main load-bearing beam. Brackets are in die-cast aluminum with polished finish.
- 5 **Connectors:** In black painted aluminum. Connectors allow the beams and bases to be joined at various angles, to make numerous configurations.
- 6 **Base:** Legs are made of die-cast aluminum with polished finish.
- 7 **Glides:** Floor glides in chromed plastic material. The glides are height adjustable to level the table.

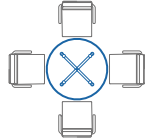
- 8 **Top:** Tops are available in different shapes and finishes, and are made in various dimensions. They can be made of: transparent glass, thickness 15 mm, with shaped edges and rounded corners; underpainted glass in white, thickness 15 mm, with sanded finish on the side resting on the frame; veneer with solid wood or ENT edges, thickness 30 mm.
- 9 **Electrical set-up:** The flip door, 30 cm long, is formed by an aluminium frame and a central element in the same finish as the top. It has an opening on both sides and a painted metal cable tray under the top to hold wiring. Optional vertical duct. Electrical outlets are not provided. The version with electrical set-up in transparent glass has a central sector in black underpainted glass.



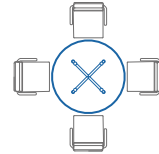
# Dimensions



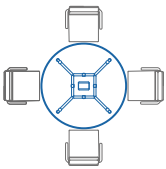
UTR.200.09 | round table,  
Ø90 cm, single sector



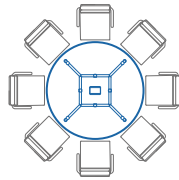
UTR.200.10 | round table,  
Ø100 cm, single sector



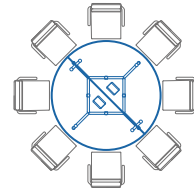
UTR.200.12 | round table,  
Ø120 cm, single sector



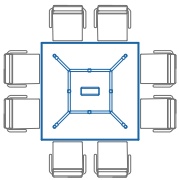
UTR.200/205.14 | round table,  
Ø140 cm, single sector



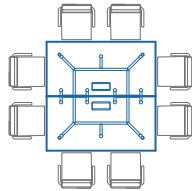
UTR.200/205.16 | round table,  
Ø160 cm, single sector



UTR.200/205.18 | round table,  
Ø180 cm, 2 sectors

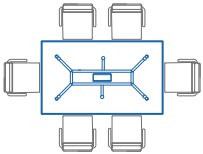


UTR.201/204.16 | round table,  
160x160 cm, single sector

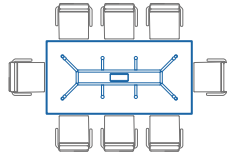


UTR.201/204.18 | round table,  
180x180 cm, 2 sectors

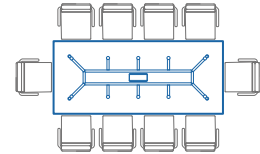




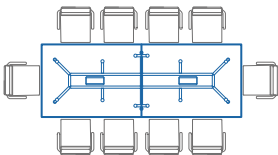
UTR.500/501.20 | rectangular table, 200x120 cm, single sector



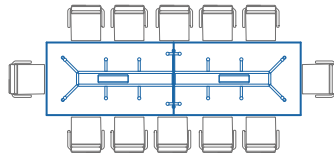
UTR.500/501.24 | rectangular table, 240x120 cm, single sector



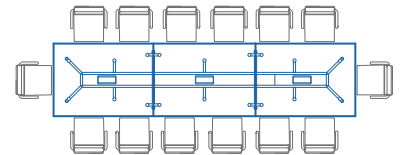
UTR.500/501.28 | rectangular table, 280x120 cm, single sector



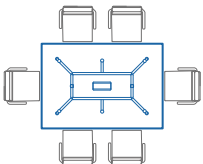
UTR.500/501.33 | rectangular table, 330x120 cm, 2 sectors



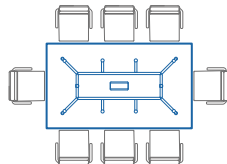
UTR.500/501.42 | rectangular table, 420x120 cm, 2 sectors



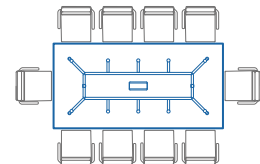
UTR.500/501.50 | rectangular table, 500x120 cm, 3 sectors



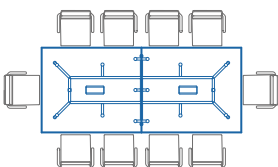
UTR.520/521.20 | rectangular table, 200x140 cm, single sector



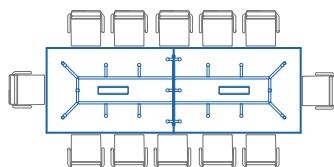
UTR.520/521.24 | rectangular table, 240x140 cm, single sector



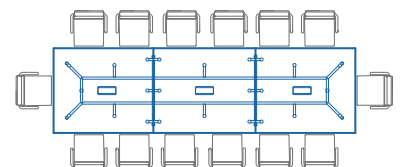
UTR.520/521.28 | rectangular table, 280x140 cm, single sector



UTR.520/521.33 | rectangular table, 330x140 cm, 2 sectors

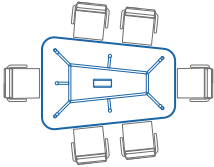


UTR.520/521.42 | rectangular table, 420x140 cm, 2 sectors

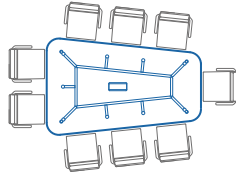


UTR.520/521.50 | rectangular table, 500x140 cm, 3 sectors

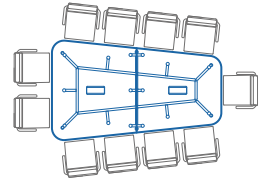




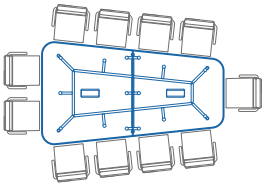
UTR.700/701.22 | trapezoidal table,  
220x152x110 cm, single sector



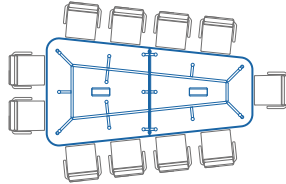
UTR.700/701.25 | trapezoidal table,  
255x159x110 cm, single sector



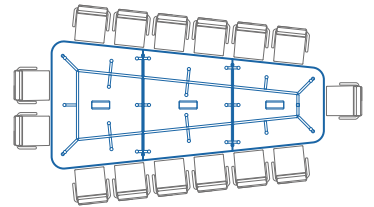
UTR.700/701.28 | trapezoidal table,  
280x164x110 cm, 2 sectors



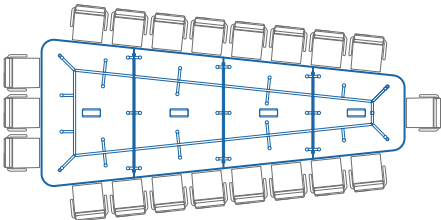
UTR.700/701.30 | trapezoidal table,  
300x168x110 cm, 2 sectors



UTR.700/701.34 | trapezoidal table,  
340x177x110 cm, 2 sectors

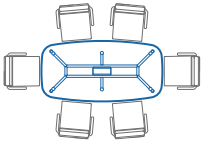


UTR.700/701.45 | trapezoidal table,  
450x210x110 cm, 3 sectors

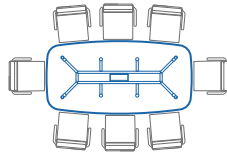


UTR.700/701.60 | trapezoidal table,  
600x242x110 cm, 4 sectors

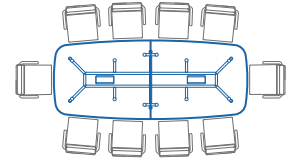




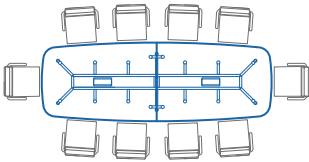
UTR.400/401.20 | barrel table,  
200x100 cm, single sector



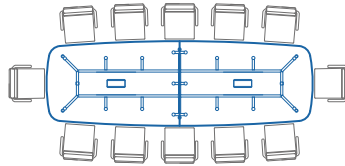
UTR.400/401.24 | barrel table,  
240x120 cm, single sector



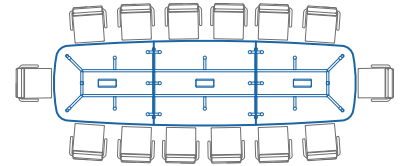
UTR.400/401.32 | barrel table,  
320x130 cm, 2 sectors



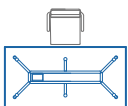
UTR.400/401.38 | barrel table,  
380x130 cm, 2 sectors



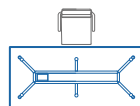
UTR.400/401.44 | barrel table,  
440x140 cm, 2 sectors



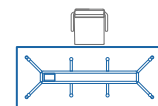
UTR.400/401.50 | barrel table,  
500x140 cm, 3 sectors



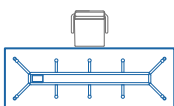
UTR.550/551.20 | rectangular desk,  
200x100 cm, single sector



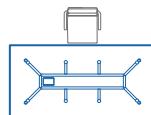
UTR.550/551.22 | rectangular desk,  
220x100 cm, single sector



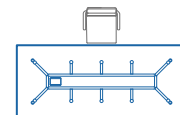
UTR.550/551.24 | rectangular desk,  
240x100 cm, single sector



UTR.550/551.28 | rectangular desk,  
280x100 cm, single sector



UTR.560/561.24 | rectangular desk,  
240x120 cm, single sector



UTR.560/561.28 | rectangular desk,  
280x120 cm, single sector



# Colours and finishes

## Top

### Clear glass



100 | White

### Underpainted glass




100 | White

### Veener



005 | Oak



043 | American  
black walnut

**Electrification:** Flip door matching the top finish.

---

## Structure

### Aluminium

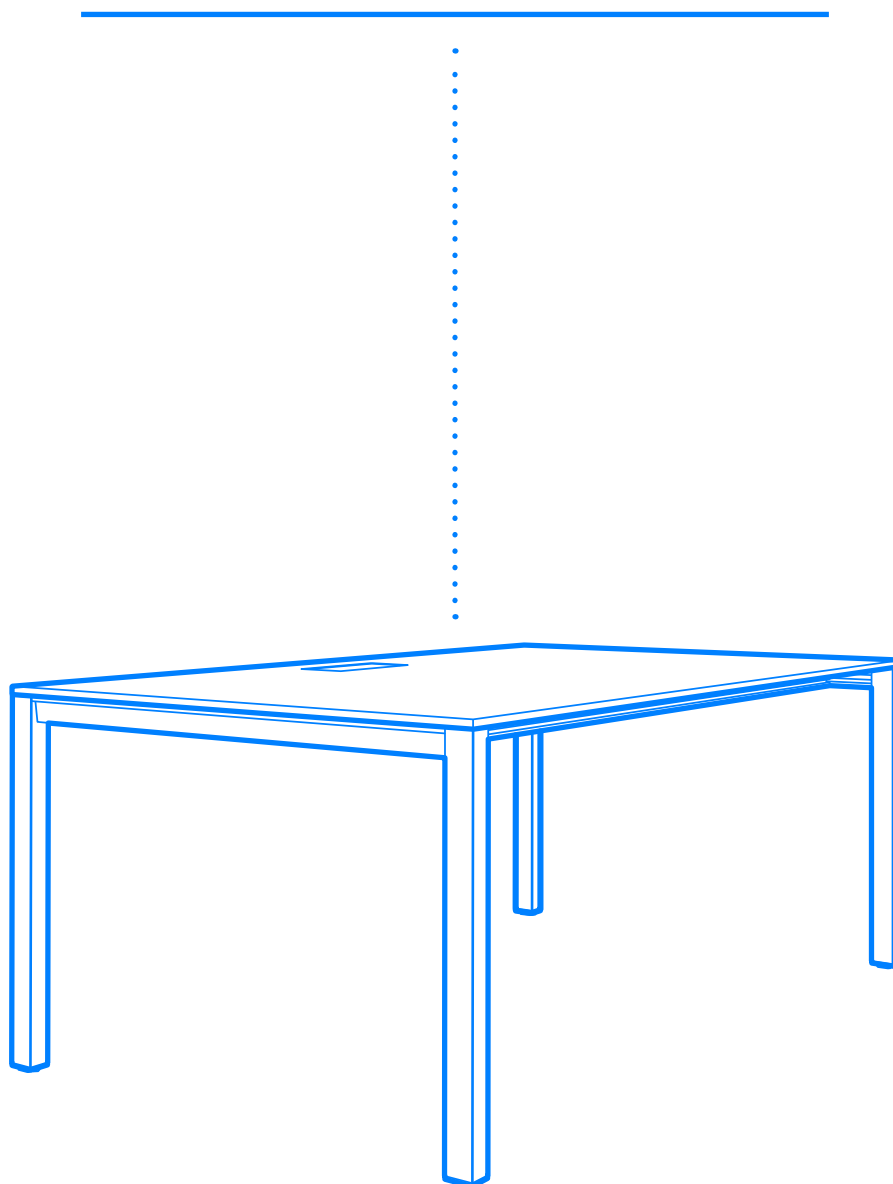


47 | Polished





# P50





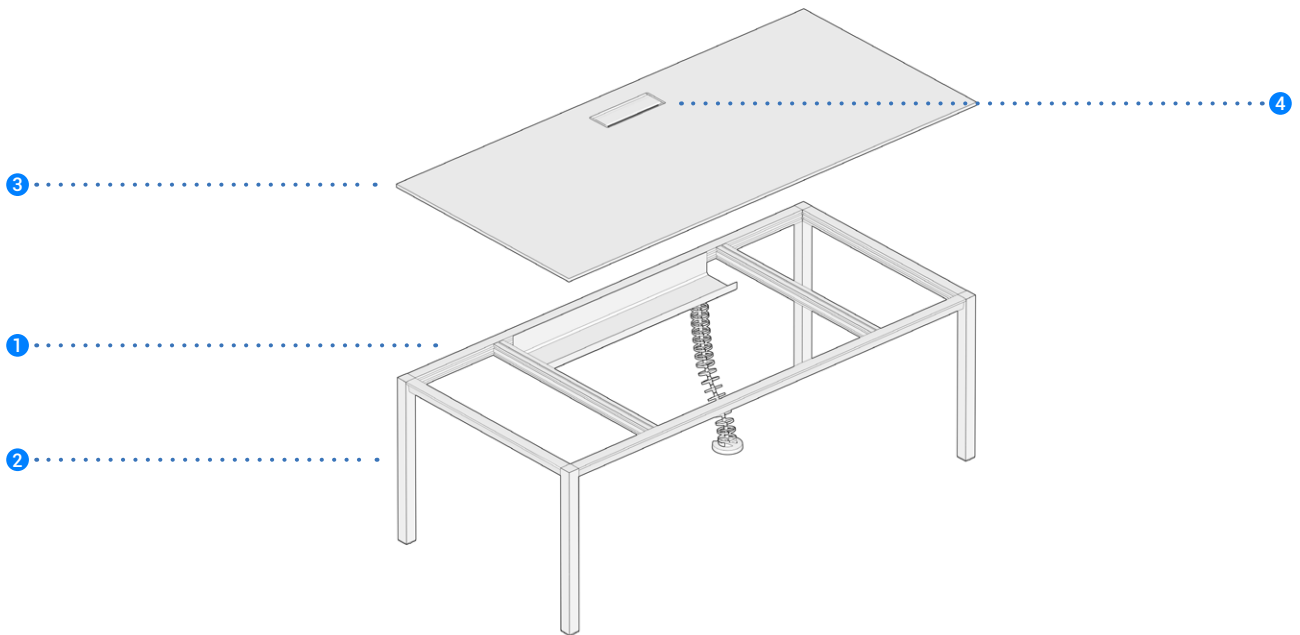
# Design story



P50 is a table system with traditional lines that is highly functional and effective. It features a modular structure with legs merging into a series of perimeter beams to create workstations and meeting tables that stand apart for pure lines, solid frame and refinement.

P50 table offers a complete range of single desks, meeting tables and multiple desks. The table tops are available in under-painted glass, veneer and HPL. The structure is made of extruded aluminum that can be in polished and painted finish.

# Specifications

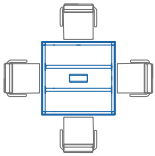


- 1 **Structure:** Modular structure in extruded aluminum with polished or painted finish. The legs are connected to the horizontal beams by a highly simple and effective mechanism. A double groove along the interior sections makes it possible to interlock the transverse profiles supporting the tops in any position and hang various accessories.
- 2 **Base:** The legs are in extruded aluminum with a polished or painted finish depending on the structure and are equipped with floor glides height adjustable to level the table.
- 3 **Top:** The tops are available in rectangular or square shape and in different finishes and dimensions. They can be made of: white melamine; black core or full core HPL; underpainted white glass, thickness 15 mm and in veneer with ENT edge, thickness 30 mm.

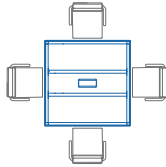
- 4 **Electrical set-up:** The 30 cm long flip door is made of aluminum in the operative tables and formed by an aluminum frame with a central element in the same finish as the top in the meeting tables. It has an opening on both sides and a painted metal cable tray under the top to hold wiring. Optional vertical duct. Electrical outlets are not provided.

**Optional accessories:** Front panel; knee cover panels; linoleum desk pad; suspended drawer units; computer and tablet holder; correspondence holder; tray and pencil holder.

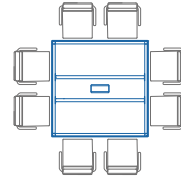
# Dimensions



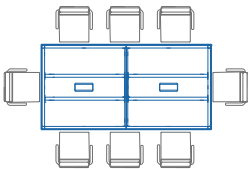
P50.1212.R | square meeting table,  
120x120 cm, single sector



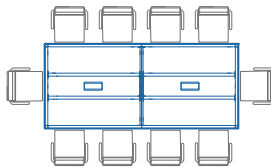
P50.1414.R | square meeting table,  
140x140 cm, single sector



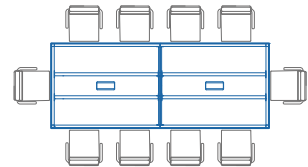
P50.1616.R | square meeting table,  
160x160 cm, single sector



P50.2814.R | rectangular meeting  
table, 280x140 cm, 2 sectors



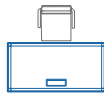
P50.3214.R | rectangular meeting  
table, 320x140 cm, 2 sectors



P50.3614.R | rectangular meeting  
table, 360x140 cm, 2 sectors



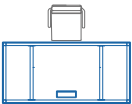
P50.1480.W | single desk, 140x80 cm



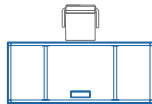
P50.1680.W | single desk, 160x80 cm



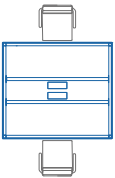
P50.1880.W | single desk, 180x80 cm



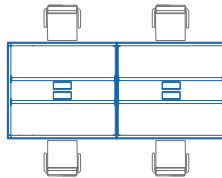
P50.2110.W | single desk, 210x100 cm



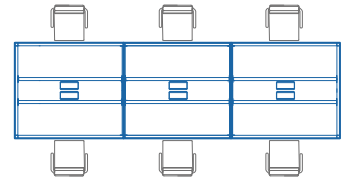
P50.2410.W | single desk, 240x100 cm



P50.1816.W | desk 2 seats, 180x160 cm



ES.5 | desk 4 seats, 360x160 cm



ES.6 | desk 6 seats, 540x160 cm



# Colours and finishes


## Top

### HPL, black or full core



100 | White

### Melamine



100 | White

### Underpainted glass




100 | White

### Veener



005 | Oak



043 | American  
black walnut

**Electrification:** Flip door matching the top finish or aluminium flip door.


## Structure

### Aluminium



47 | Polished

### Painted aluminium



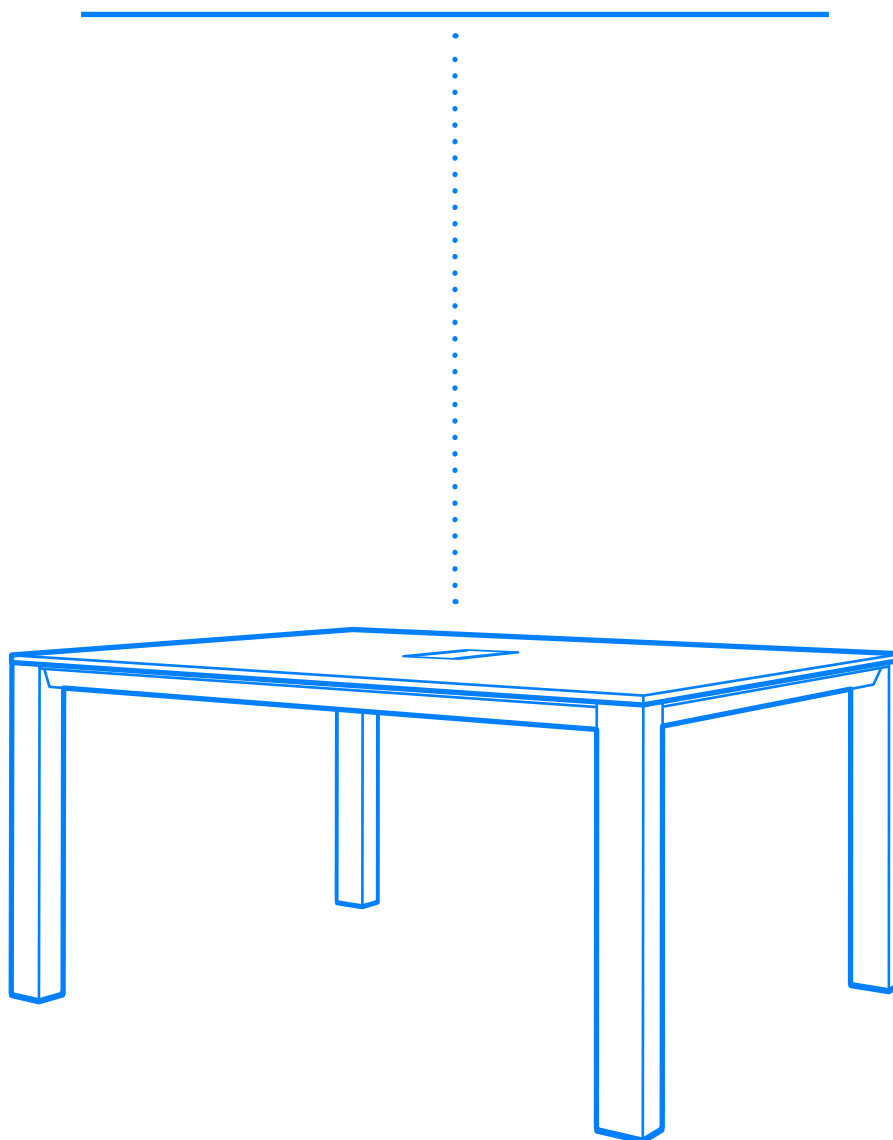
100 | White







# P80





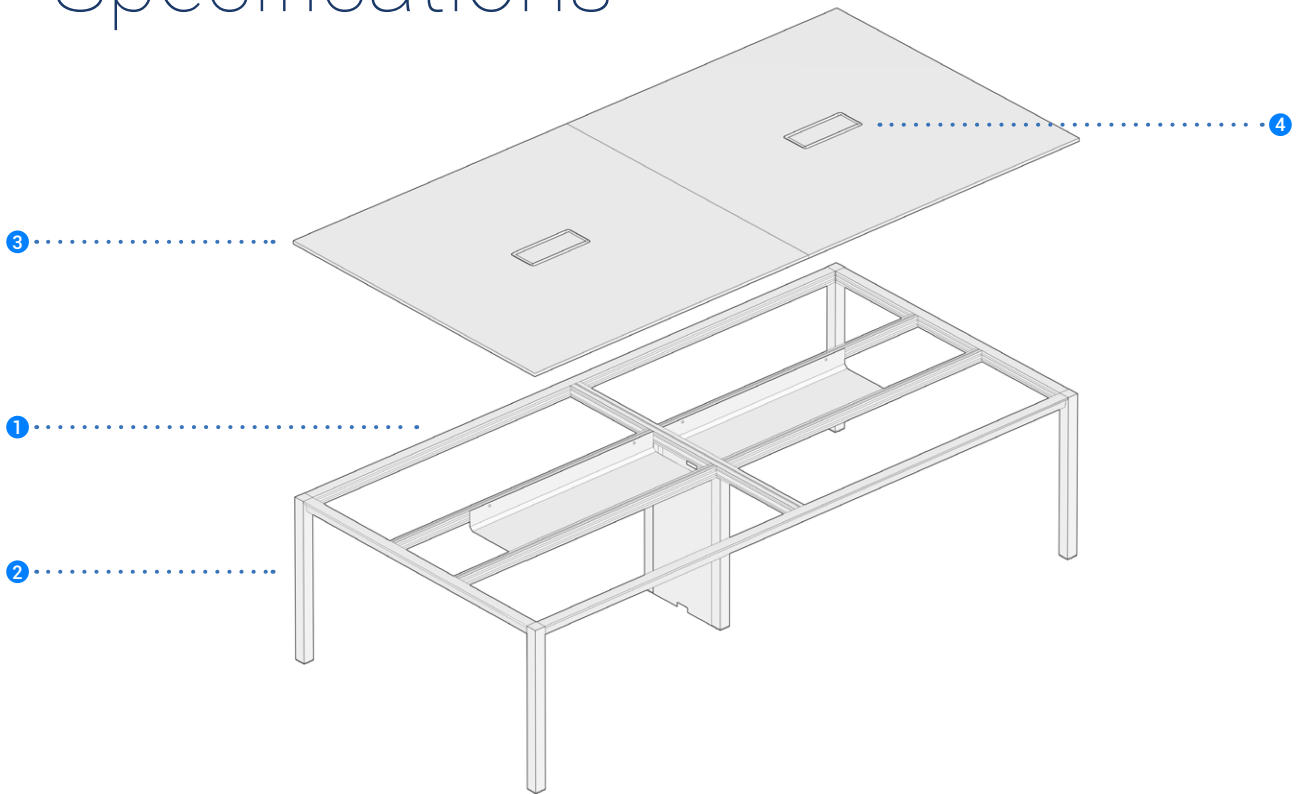
# Design story



A powerful visual impact that stems from the contrast between the solid frame and the elegance of a simple but forceful profile. The structure's simplicity converges with the functional efficiency of the system designed to respond with a single product to the many demands of modern office space. The many possible compositions make it the ideal choice for a wide range of settings.

P80 table offers a complete range of single desks, meeting tables and multiple desks. The table tops are available in under-painted glass, veneer and HPL. The structure is made of extruded aluminum that can be in polished and painted finish.

# Specifications

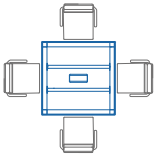


- 1 **Structure:** Modular structure in extruded aluminum with polished or painted finish. The legs are connected to the horizontal beams by a highly simple and effective mechanism. A double groove along the interior sections makes it possible to interlock the transverse profiles supporting the tops in any position and hang various accessories.
- 2 **Base:** The legs are in extruded aluminum with a polished or painted finish depending on the structure and are equipped with floor glides height adjustable to level the table.
- 3 **Top:** The tops are available in rectangular or square shape and in different finishes and dimensions. They can be made of: black core or full core HPL; underpainted white glass, thickness 15 mm and in veneer with ENT edge, thickness 30 mm.

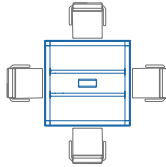
- 4 **Electrical set-up:** The 30 cm long flip door is made of aluminum in the operative tables and formed by an aluminum frame with a central element in the same finish as the top in the meeting tables. It has an opening on both sides and a painted metal cable tray under the top to hold wiring. Optional vertical duct. Electrical outlets are not provided.

Optional accessories: Front panel; knee cover panels; linoleum desk pad; suspended drawer units; computer and tablet holder; correspondence holder; tray and pencil holder.

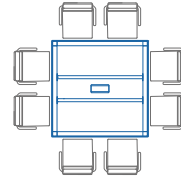
# Dimensions



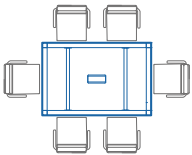
P80.1212.R | square meeting table, 120x120 cm, single sector



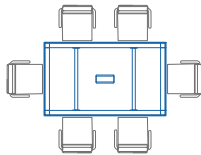
P80.1414.R | square meeting table, 140x140 cm, single sector



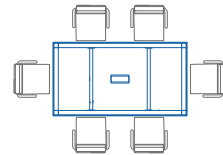
P80.1616.R | square meeting table, 160x160 cm, single sector



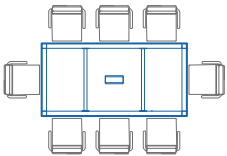
P80.1812.R | rectangular meeting table, 180x120 cm, single sector



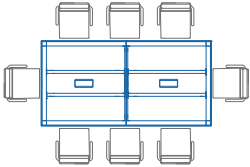
P80.2012.R | rectangular meeting table, 200x120 cm, single sector



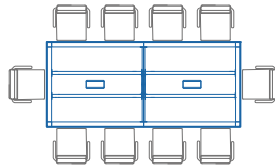
P80.2212.R | rectangular meeting table, 220x120 cm, single sector



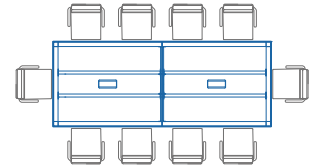
P80.2412.R | rectangular meeting table, 240x120 cm, single sector



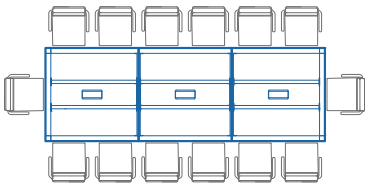
P80.2814.R | rectangular meeting table, 280x140 cm, 2 sectors



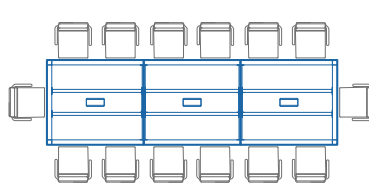
P80.3214.R | rectangular meeting table, 320x140 cm, 2 sectors



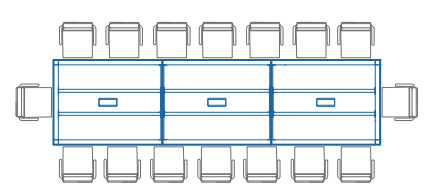
P80.3614.R | rectangular meeting table, 360x140 cm, 2 sectors



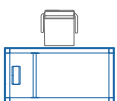
P80.4214.R | rectangular meeting table, 420x140 cm, 3 sectors



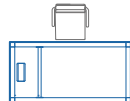
P80.4814.R | rectangular meeting table, 480x140 cm, 3 sectors



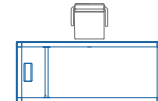
P80.5414.R | rectangular meeting table, 540x140 cm, 3 sectors



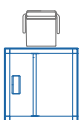
P80.1890.T | rectangular manager desk, 180x90 cm



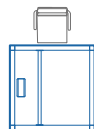
P80.2010.T | rectangular manager desk, 200x100 cm



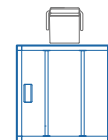
P80.2410.T | rectangular manager desk, 240x100 cm



P80.1212.T | square manager desk, 120x120 cm



P80.1414.T | square manager desk, 140x140 cm



P80.1616.T | square manager desk, 160x160 cm



# Colours and finishes

## Top

### HPL, black or full core



100 | White

### Underpainted glass




100 | White

### Veener



005 | Oak



043 | American  
black walnut

**Electrification:** Flip door matching the top finish or aluminium flip door.


## Structure

### Aluminium



47 | Polished

### Painted aluminium



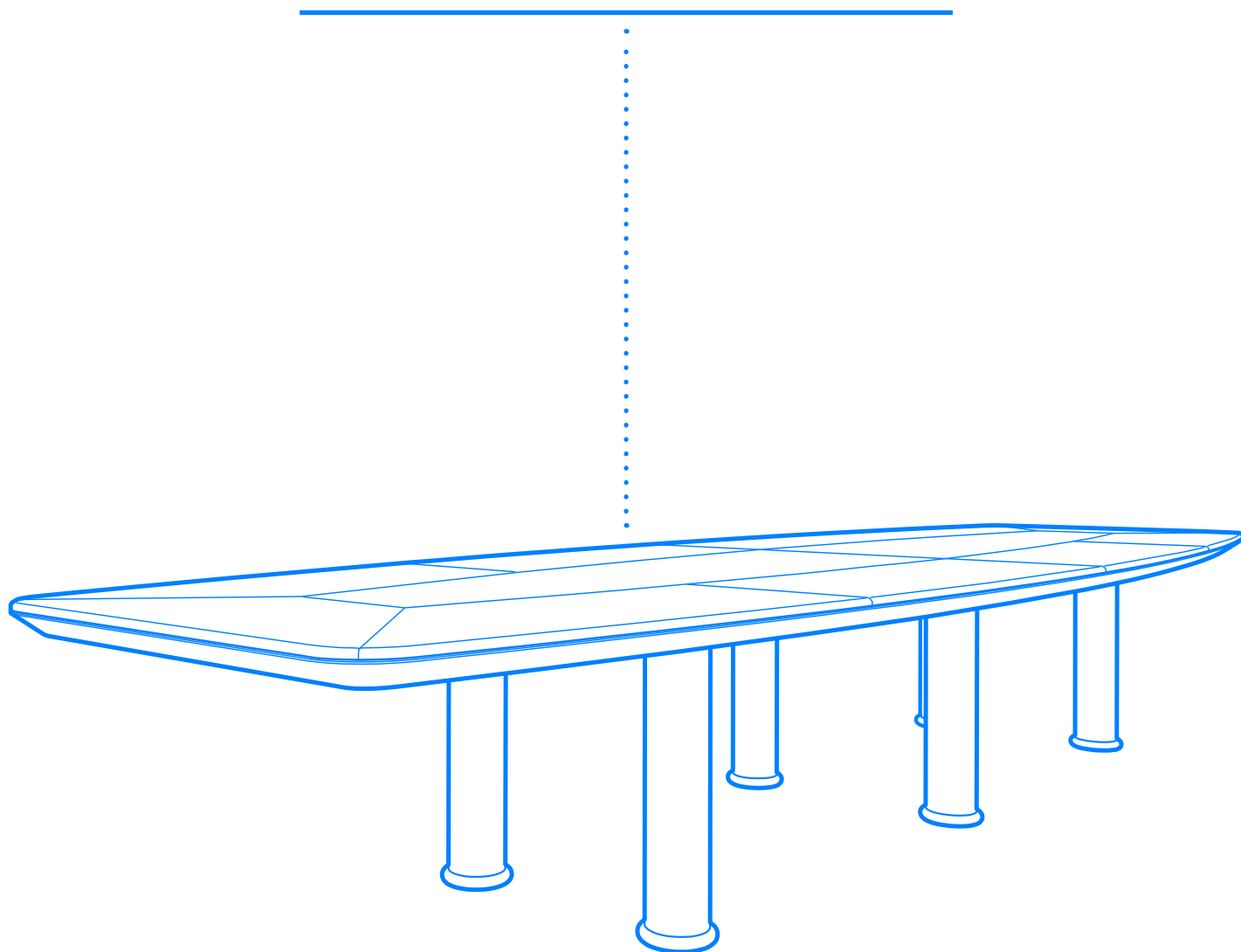
100 | White







# EMG





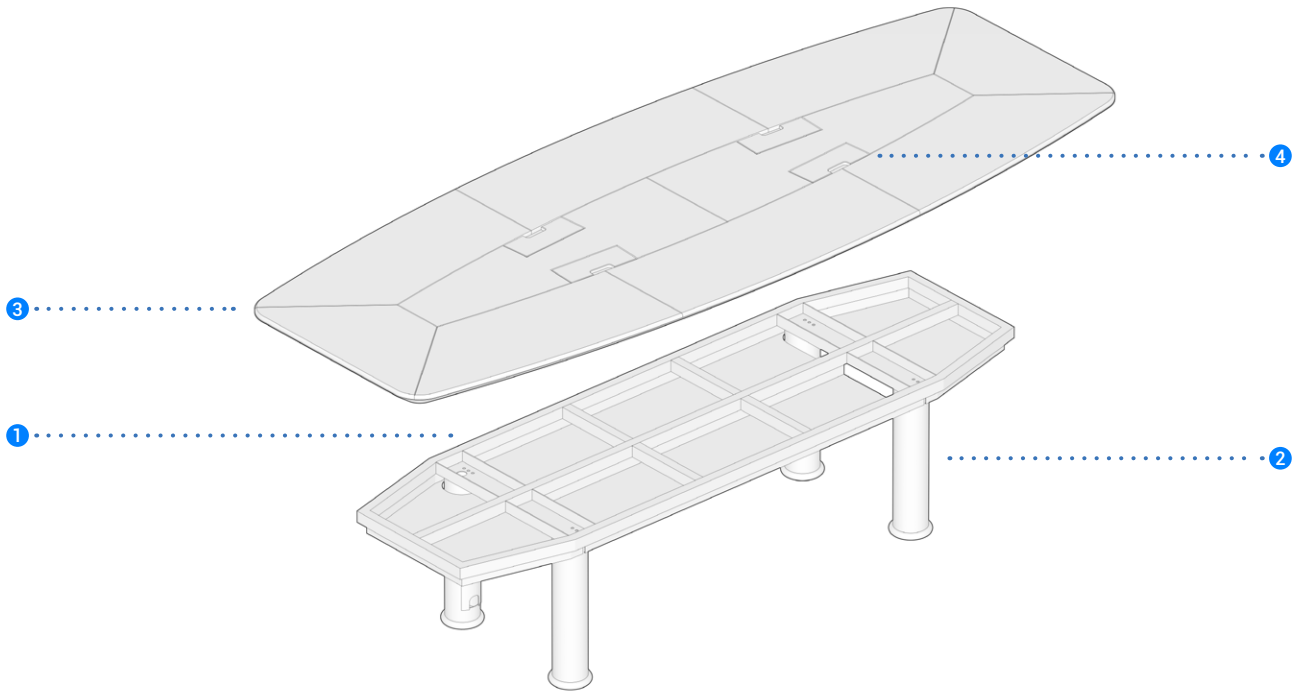
# Design story



Executive Meeting Group is a collection of tables for important conference spaces. Painstaking selection of premium materials, utmost care in crafting each and every detail and the choice of severe yet comfortable shapes make Executive Meeting Group tables elegant and memorable.

Experimenting with ever new solutions. Technology conceived as content capable of improving routine actions. EMG tables can be produced with built-in cable raceways, while the tops can feature various shapes, finishes, combinations of materials and insert designs for a highly versatile and aesthetically impressive collection.

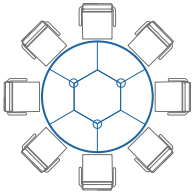
# Specifications



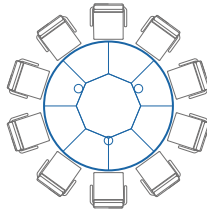
- 1 **Structure:** Metal frame with anthracite painted finish.
- 2 **Base:** Steel column base and feet in solid bevelled wood matching the tabletop color. Legs can be used as cable raceways.
- 3 **Top:** Thick tops with a round, square or oval shape, with sectors in wood veneer or in combinations of leather. Sectors in marble on request. Depending on the customer's needs, it is possible to change the shape and finish of the top, combination of materials and the design of the inserts.

- 4 **Electrical set-up:** Upon request, tables can be prepared with hidden flip doors with soft close mechanisms, covered in veneer or leather. Electrical outlets are not provided.

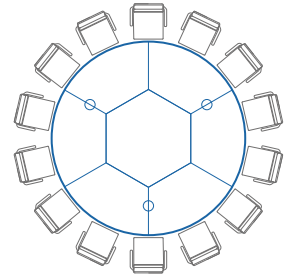
# Dimensions



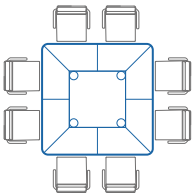
SG.183 | round table, Ø183 cm



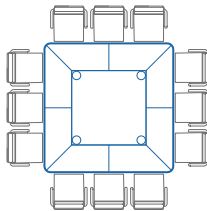
SG.213 | round table, Ø213 cm



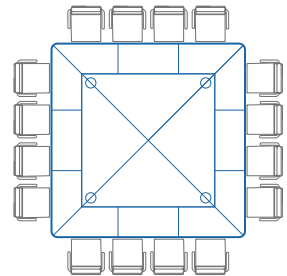
SG.320 | round table, Ø320 cm



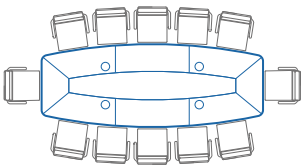
SGQ.183 | square table, 183x183 cm



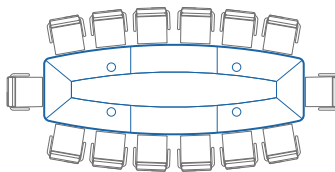
SGQ.213 | square table, 213x213 cm



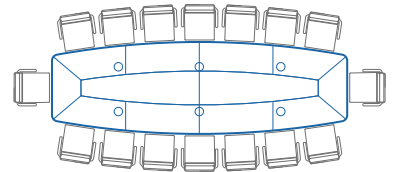
SGQ.320 | square table, 320x320 cm



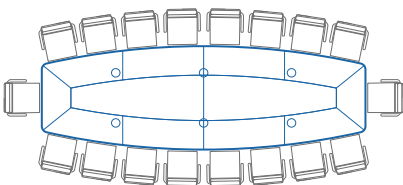
SG.160 | oval table, 366x97/137 cm



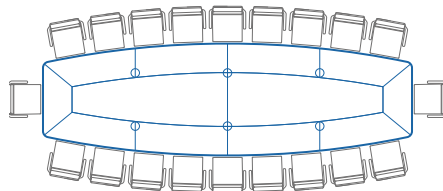
SG.162 | oval table, 429x100/148 cm



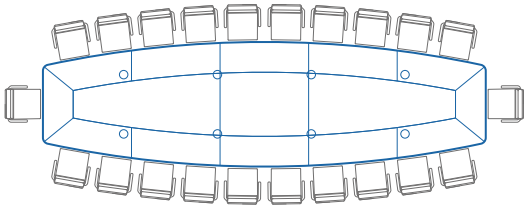
SG.164 | oval table, 488x107/152 cm



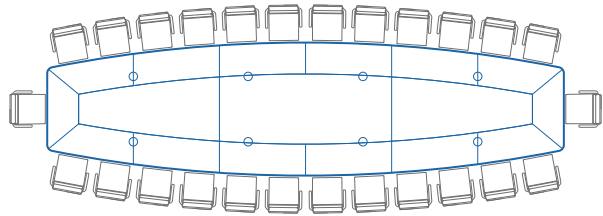
SG.166 | oval table, 535x115/171 cm



SG.168 | oval table, 610x121/185 cm



SG.172 | oval table, 732x127/206 cm



SG.180 | oval table, 854x135/220 cm




# Colours and finishes

## Top and inserts

### Veener



005 | Oak



043 | American  
black walnut

### Leather



Cat. E | Leather  
(18 colours)

---

## Structure

### Painted metal



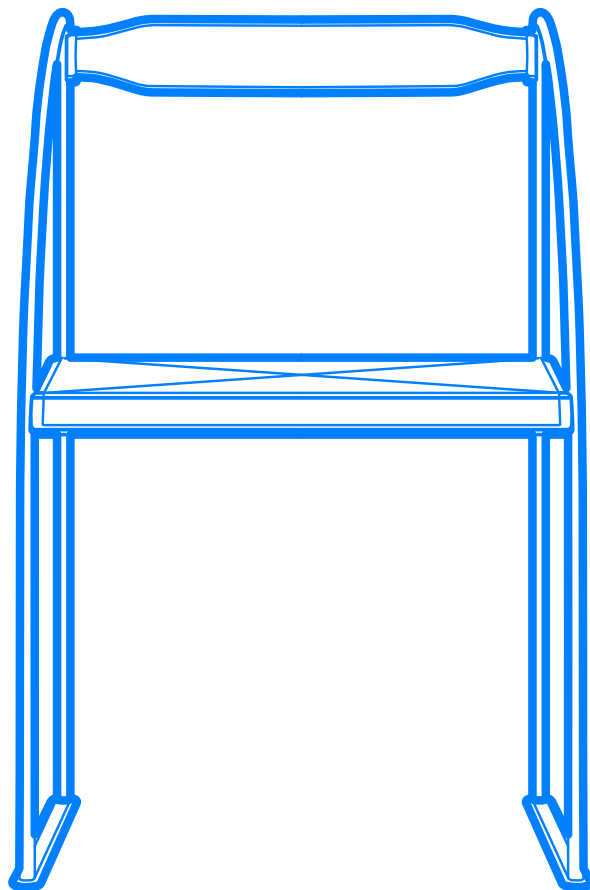
18 | Anthracite





# PATÓZ CHAIR

---





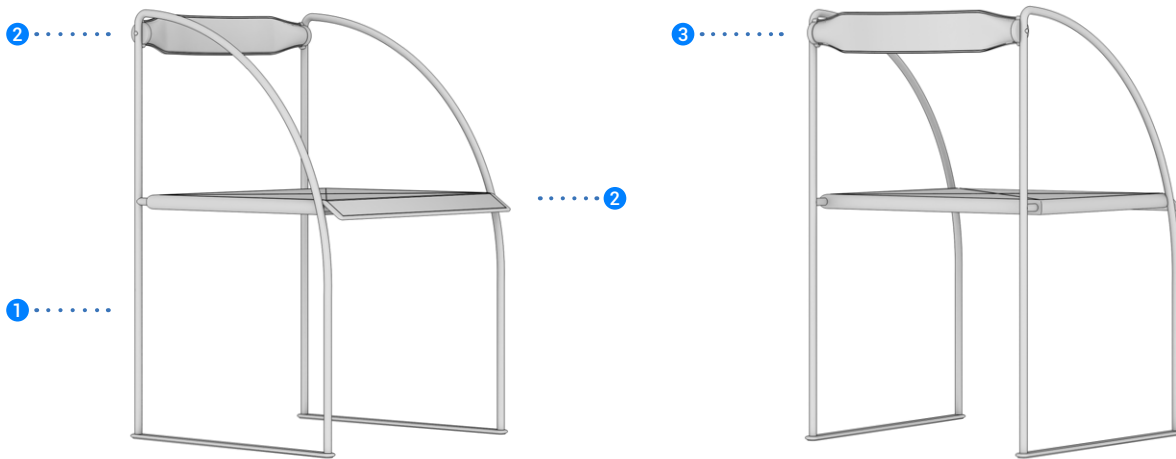
# Design story



Just the essence. The style of Patoz is clear and made of linear shapes. It is designed by Francesco Soro with a very visual design. The minimal impact of its chromed or black epoxy painted steel rod is the value of this product.

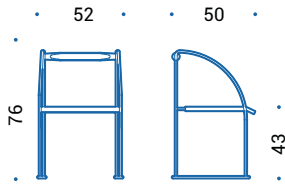
Patoz is a multi-purpose chair with steel rod structure chromed or painted. The seat and backrest are made of saddle hide with visible stitching and they are available in different colors. The swivel mechanism of the backrest allows to orient the position of the backrest according to the user's movements.

# Specifications



- 1 **Structure:** Steel rod structure chromed or painted in black.
- 2 **Seat and backrest:** In saddle leather with exposed stitching.
- 3 **Backrest:** Pivoting.

# Dimensions



PT | chair

# Colours and finishes

## Structure and base

### Steel



55 | Chromed

### Painted steel



115 | Black

## Upholstery

### Saddle leather

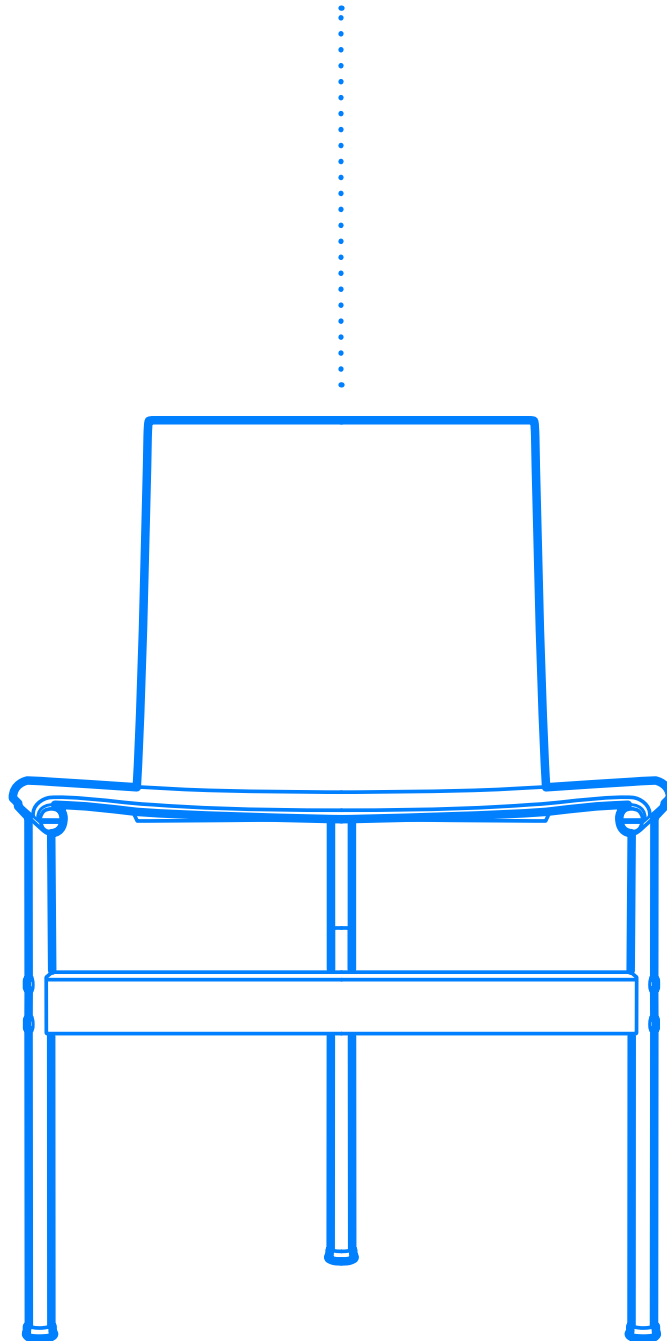


Cat. S | Saddle leather  
(6 colours)



# NEW YORK CHAIR

---







# Design story

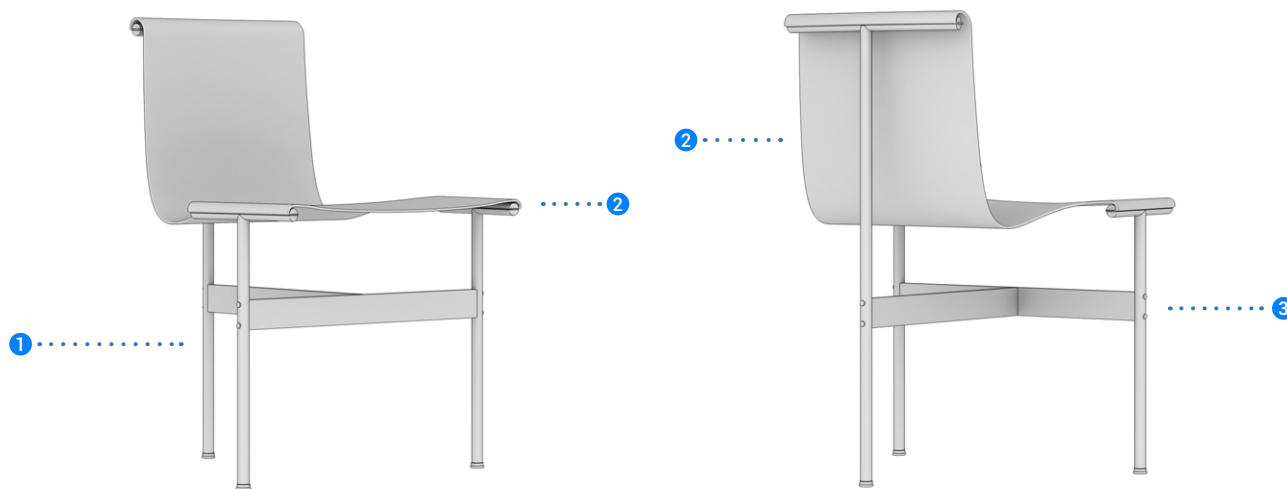


Designed in 1952 by design masters Bill Katavolos, Ross Littell e Douglas Kelley, New York Chair is the result of a research pointed to simplicity and functionality with nothing but essential features. Three support points for the chromed steel rod structure, the black saddle hide, carved with painstaking care, form a seat suspended and naturally shaped.

New York Chair is thought for home, public spaces and conference room. The structure is made by a steel tube black frame and three chromed steel rod legs. Suspended seat and backrest in black saddle hide fastened on the reverse.

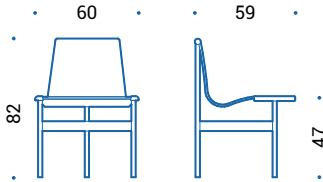


# Specifications



- 1 **Structure:** Chromed steel rod.
- 2 **Seat and backrest:** Suspended saddle leather fastened on the reverse.
- 3 **Base:** Three supporting legs in chromed steel rod and horizontal crosspieces in black steel.

# Dimensions



3LC | chair

# Colours and finishes

## Structure and base

### Steel



55 | Chromed

### Painted steel



115 | Black

## Upholstery

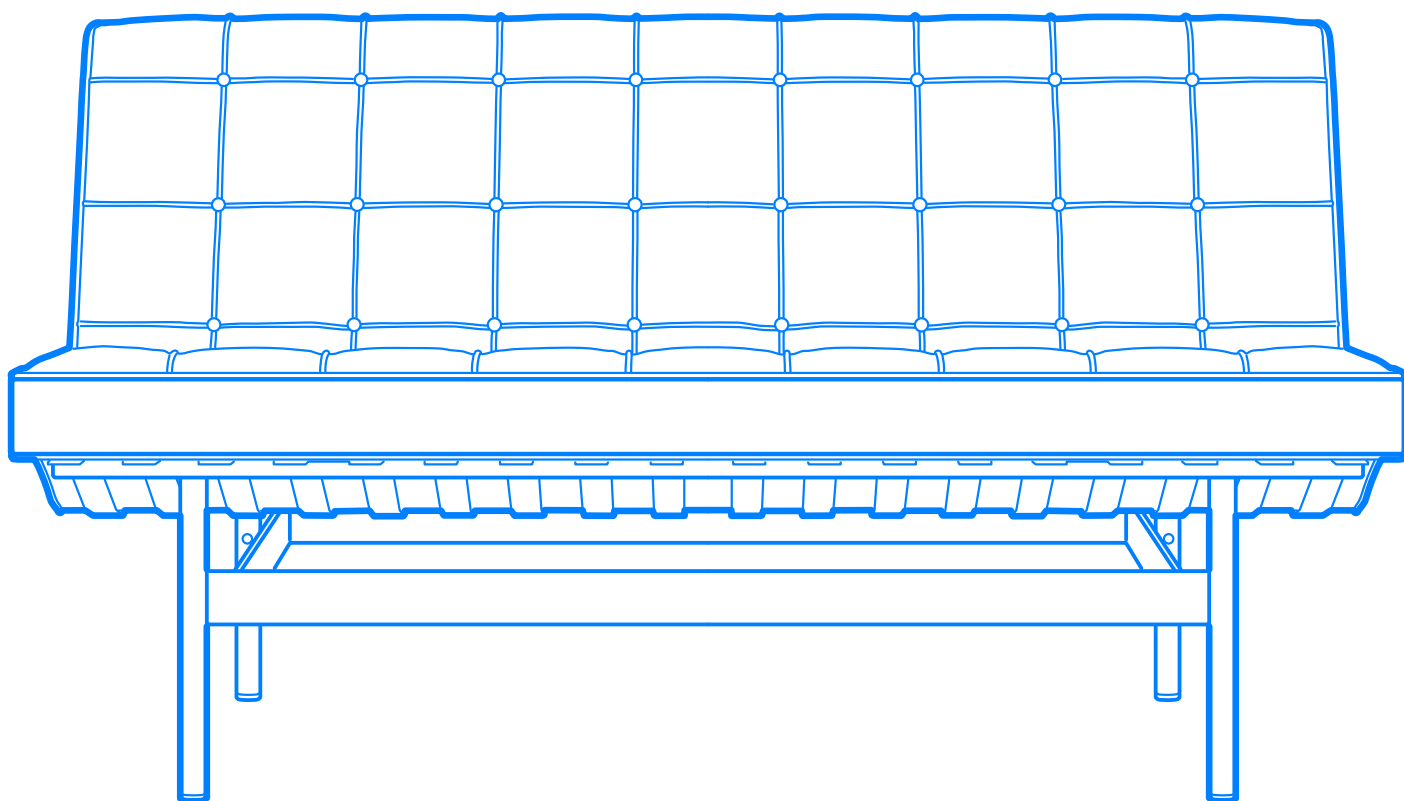
### Saddle leather



54 | Black



# NEW YORK SOFA





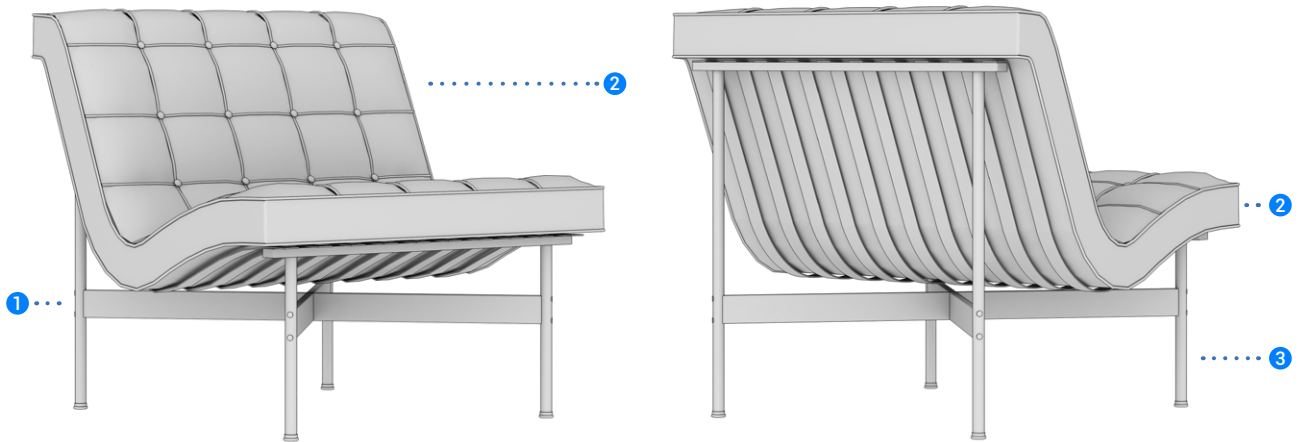
# Design story



Ci sono oggetti che riescono a superare, per le loro There are products that can go through trends and move ahead from the time they were created to fully express the value of their design. New York Sofa, designed in 1963, is undoubtedly one of these products. It comes from a clear idea expressed by rigorous shape which makes it immediately recognizable. The construction techniques combine industrial production with a tradition of hand-made craftsmanship to create a collection of great expressive power.

The New York Sofa lounge collection is made of a chair and two-seater, three-seater or four-seater sofas. It comes with a series of steel metal legs with chrome finish and a black metal supporting frame made of curved steel plates. The cover is made of padded polyurethane foam upholstered in leather with stitched square.

# Specifications

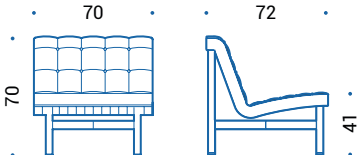


- ① **Structure:** Painted black steel.
- ② **Seat and backrest:** In expanded polyurethane with leather upholstery.
- ③ **Base:** 4 legs base in chromed aluminum.

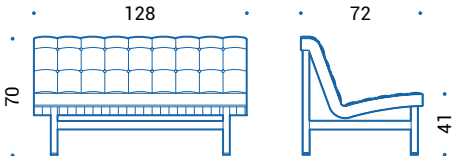




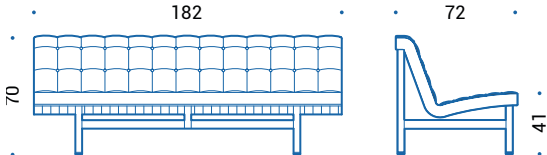
# Dimensions



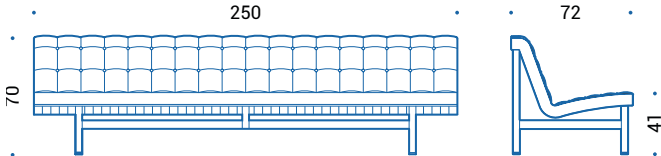
LV.101 | lounge chair



LV.102 | two seats sofa



LV.103 | three seats sofa



LV.104 | four seats sofa

# Colours and finishes

## Base and structure

### Aluminium



55 | Chromed

### Painted steel



115 | Black

---

## Upholstery

### Leather




Cat. E | Leather  
(18 colours)



# LUAR PLR

---





# Design story



Luar is a collection of lounge chairs and coffee tables designed by Ross Littell in 1965. It stands out for its simplicity, elegance and for the absolute quality control of the materials. The painstaking and precise care given into each detail is in accordance with the project guidelines. Luar is a timeless collection that can fit in any kind of environments.

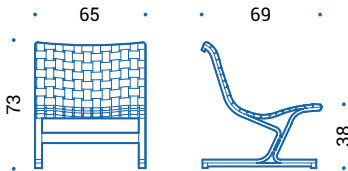
The structure of Luar chair is made of a steel rod frame with chrome finish. The upholstery is available in interwoven saddle stripes, available in natural brown or black, and with interwoven fabric stripes, available in black or in natural tone.

# Specifications



- 1 **Structure:** Rectangular steel frame structure with chromed finish.
- 2 **Seat and backrest:** Interwoven cotton or saddle leather.

# Dimensions



PLR | lounge chair

# Colours and finishes

## Structure and base

### Steel



55 | Chromed


## Upholstery

### Saddle leather



Cat. S | Saddle leather  
(2 colours)

### Cotton



Cotton  
(2 colours)

—  
icf-office.it  
■

**ICF**





—  
icf-office.it  
■

**ICF**